

St Luke's Curriculum



Evening



St. Catherine Class

As God's family, we learn, love and laugh.

Together:

Love one another, forgive one another,
work together, play together,
worship together, be happy together.

A warm welcome from
Mrs Fairman

Our School Rules and Behaviour Policy



Ready



Respectful



Safe

Our behaviour policy reminds us that we all need to work together to follow our school rules at all times. Each week, we have a particular focus that our class will be working together to achieve. When a member of our class is displaying this positive behaviour, their name is put onto our 'Raise the Praise' board. The aim is for all of our class team to be on the board by the end of the week.



Dojo (House) Points

Each child has been sorted in a house

Matthew

Mark

Luke

John



Dojo points are awarded for good behaviour, displaying good values and good work. They can be awarded by any member of staff and are added electronically next to the child's online character.

Points are collected and counted on Thursday afternoon. Members of the winning house will be invited to wear their own clothes on the Friday. Parents of these children will be informed via School Spider on the Thursday afternoon.



Our school day:

8:40am – 8:50am: Gates are open for children to arrive

8:50am – 9am: Morning Activity as registers are completed

9am – 10am: Maths

10am – 10:45am: Whole Class Reading/ Spelling session

10:45am – 11am: Breaktime

11am – 12 noon: English

12 noon – 12:15pm: Class Novel

12:15pm – 1:15pm: Lunchtime

1:15pm: Prayer and Liturgy

1:25pm onwards: Afternoon sessions which include Science, Geography, History, Personal Development, Art, DT and Vine and Branches



Mixed-age planning

- Although in some subjects (English, Geography, History etc.), both year groups study the same text / topic, the skills and outcomes for each year group are different and directly link to the National Curriculum expectations for that age.
- We have written our curriculum to ensure it meets the National Curriculum requirements in every year group, regardless of whether it is a mixed-age class or not.
- Teachers make specific reference in lessons to what is expected from each year group.
- We follow a 2-year cycle to ensure skills are embedded, but learning is not repeated.



Reading

Children will read/be heard read/be read to in a variety of ways in school:

- Whole Class Reading lessons
- Independent Reading
- Within lessons




There are also reading expectations at home:

- Children are expected to read for 15 minutes each evening
- It is still important to listen to children read, regardless of age: discuss the book with them and ask them questions
- It is also important that children are read to at home; find a good book, curl up together and share some stories
- Visit your local library and find books linked to our topics
- Check out the 100 recommended book list for Y5/6



Star of Fear, Star of Hope




JO HOESTLANDT • ILLUSTRATIONS BY JOHANNA KANG

Autumn 1 texts

English lesson: Star of Fear, Star of Hope by Jo Hoestlandt

Class novel: Wonder by R. J. Palacio

A copy of our class novel overview can be found on the Reading page of our school website.



English

The National Curriculum places a strong emphasis on vocabulary development, grammar, punctuation and spelling.



Our English lessons are underpinned by a high-quality text and include regular opportunities to develop skills and knowledge of grammatical features, appropriate to each year group.

Throughout each unit, children work towards a 'final piece' of writing, focusing on including different grammatical features that we refer to as 'Mastery Keys'.

In some lessons, children in the different year groups may be expected to do the same or a similar task, but the grammar and punctuation they are taught and expected to use are specific to their year group.



Mastery Keys

Year 5 Mastery Keys

- Use fronted adverbials (Y4)
 - Use expanded noun phrases to convey complicated information concisely
 - Link ideas across paragraphs using adverbials
 - Commas after fronted adverbials (Y4)
 - Use of inverted commas and other punctuation to punctuate direct speech (Y4)



Year 6 Mastery Keys

- Use expanded noun phrases to convey complicated information concisely (recap from Y5)
 - Use passive verbs
- Link ideas across paragraphs using a wider range of cohesive devices
- Integrate dialogue to convey character and advance the action



Spelling

Spelling Shed



- 3 Sessions per week
- Working on a 2-year cycle to allow spelling rules to be embedded
- Review, Explain, Practise, Apply and Reflect model
- Focus on exploring and investigating words and spelling rules
- Weekly spelling lists are no longer sent home but weekly spelling homework is to consolidate learning.
- Each week, a dictated passage is read that includes the words of the previous week.





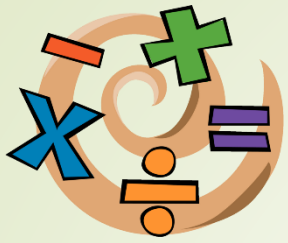
Maths

Maths lessons follow a Mastery approach, using Power Maths (White Rose) and other supporting schemes and resources. The children are encouraged to explore, investigate and develop their fluency, reasoning and problem-solving skills.

All children have access to manipulatives during their lessons.

Unit themes are matched within mixed-age classes, but lessons and objectives are specific to each year group.





Structure of a maths lesson

Discover – Maths journalling time

Share – Teaching input


Think Together – Check understanding

Practice – Power Maths books and additional challenges

Reflect



The Vine and the Branches



Branch 1: Creation and Covenant

Branch 2: Prophecy and Promise

Branch 3: Galilee to Jerusalem

Branch 4: Desert to Garden

Branch 5: To the Ends of the
Earth

Branch 6: Dialogue and
Encounter



Science and the Foundation subjects

Within Science and some of our foundation subjects, mixed-age classes study the same topic.

Within mixed-age classes, although the knowledge (substantive knowledge) that the children will be learning is the same, they are required to use skills (disciplinary) appropriate to their year group.



Science



Autumn 1: Evolution and Inheritance

Autumn 2: Animals including humans

Spring 1: Living things and their habitats

Spring 2: Light

Summer 1: Electricity

Summer 2: Scientist and scientific investigation focus



History



Autumn: What were the achievements of the Ancient Maya civilisation?

Spring: Is everyone affected by the rule of law?

Summer: How did industry change Britain?



Geography



Autumn: Where does our energy come from?

Spring: How could we make our local area more environmentally friendly?

Summer: Can I carry out an independent fieldwork enquiry linked to human geography?



Art



Autumn: Drawing: Light and Shadow

Spring: Painting – Exploring atmosphere

Summer: Sculpture – someone's rubbish is another person's treasure



Design and Technology



Autumn: Structures: Bridges

Spring: Moving Mechanisms:
Pulley Systems

Summer: Cooking and
Nutrition: Making a meal on
a budget





PE



PE is taught to each year group by a specialist PE coach from Junior Jam.

Our PE day is: Thursday

Our swimming day is: Tuesday

Children are expected to come into school dressed in their PE Kits.

- Long hair to be tied back
- Appropriate footwear to be worn
- All jewellery to be removed (new piercings can be covered with plasters)

Computing



Our Computing sessions are delivered in class using the Purple Mash scheme. Units include:

- Coding
- Spreadsheets
- Databases
- Game Creator
- 3D Modelling
- Concept Maps





Music



This year, music will be taught to all year groups by specialists from 'AmaSing'

Again, these lessons will take place on a Thursday.





Personal Development

We will be providing a range of personal development sessions to all students.

RHE topics:

Autumn: Created and Loved by God

Spring: Created to Love Others

Summer: Created to Live in Community

More info regarding content will be sent to parents before sessions are delivered.



Residential

Information regarding this year's residential will be sent via School Spider.

More information will follow in due course.



Homework

Maths and Spelling homework will be set weekly.

A paper copy is provided and is expected to be glued into the homework books before they are handed in.

All maths homework is linked with the maths lessons for that week (differentiated depending on areas of development for specific children).

Spelling homework is linked with our weekly spelling lessons.

A homework log is kept to keep track of homework/ reading journals handed in.



Homework

Linked to an aspect of the curriculum, children will be given a set amount of time over a half term to complete their own research to plan and prepare their given task. Once completed they will be asked to present to their peers.

Examples of the types of task that may be given

- History topic – prepare an oral presentation to share with the class
- Design and create a poster – share with their class, explain ideas
- Use technology to create a mini movie
- Be an author, creating their own characters to develop their story writing
- Planting seeds write about the process, observe and record changes overtime
- Design a game –explain the purpose of the game
- Provide a set of instruction for a specific activity





How can you help at home?

- Enjoying books together
- Encourage your child to use TTRS/Rollama/NumBots/SPaG.com
- Help your child with their homework if they need it. Encourage your child to present homework to a high standard.
- Visit your local library (when possible) and read books around our topics
- Allow some access to the internet for research & educational sites
- Encourage your child to be independent and take responsibility for their belongings





School website

On our school website you can find:

- Long term overview for our class
- Endpoints / progression maps for each subject
- A copy of this presentation
- Our class page- updated half termly with more information about what we will be studying each half term

[PUPIL LOGIN](#) [PARENT LOGIN](#) [SCHOOL BLOGS](#)

[COOKIES / PRIVACY](#)



Frodsham St Luke's Catholic Primary School

Following in the footsteps of Jesus, we learn, love and laugh together

[Home](#)

[Classes](#)

[Statutory Information](#)

[About Us](#)

[Keeping Safe](#)

[FOSL](#)

[Catholic Life of the School](#)

[Contact](#)



Communications

- Newsletters are emailed home every week and can be found on the school website (hard copies can be requested at the school office).
- Follow us on X (@stlukesfrodsham) and Facebook
- Most messages will now be sent via School Spider so please ensure that you have **notifications turned on**. Sometimes, they will be sent as an email, too.
- Brief messages can be passed at the school gate, or an email can be sent to the school office, however, if a telephone call is required, please contact the school office for this to be arranged at a mutually convenient time outside of teaching hours.

