


Supporting
your child with
Phonics and Reading

AIMS

- To share how phonics is taught at Bretherton.
 - To teach the basics of phonics and some useful terms.
 - To develop parents' confidence in helping their child with phonics and reading.
- 

We follow the Letters and Sounds programme.
This is a synthetic phonics framework that was
set out by the Department for Education.



What is phonics?

It sets out a suggested programme of teaching
children the sounds and the letters of the
alphabet in order to segment and blend.

These are the necessary skills required to
decode words to read and write.

Letters and Sounds starts in Phase one which
begins in Foundation Stage and progresses
through Key Stage 1 until all Phases are
complete.
























Phonics terms your child will learn

- ▶ Diagraph: Two letters that make one sound when read.
- ▶ Trigraphs: Three letters that make one sound.
- ▶ CVC: Stands for consonant, vowel, consonant.
- ▶ Segmenting is breaking up a word into its sounds.
- ▶ Blending : Putting the sounds together to read a word
- ▶ Tricky words/Alien word/Pseudo word: Words that cannot easily be decoded.


























Phoneme – smallest unit of sound in a word.

Grapheme – a letter or sequence of letters that represent a phoneme.


Phase 2 Sound Mat

s 	a 	t 	p 	i 	n 	m 	d 
g 	o 	c 	k 	ck 	e 	u 	r 
h 	b 	f 	ff 	l 	ll 	ss 	

Phase 3 Sound Mat

j 	v 	w 	x 	y 	z 	zz 	qu 
ch 	sh 	th 	ng 	ai 	ee 	igh 	oa 
oo 	oo 	ar 	or 	ur 	ow 	oi 	ear 
air 	ure 	er 					

st  nest	nd  hand	mp  lamp	nt  tent	nk  ink	ft  gift	sk  tusk	lt  belt
lp  help	lf  shelf	lk  milk	pt  script	xt  text	tr  tree	dr  drawing	gr  grandpa
cr  crab	br  brush	fr  frog	bl  blackberry	fl  flag	gl  glasses	pl  plane	cl  clown
sl  sleep	sp  spade	st  starfish	tw  twins	sm  small	pr  printer	sc  scarf	sk  skunk
sn  sniff	nch  bench	scr  screw	shr  shrew	thr  thread	str  string	Phase 4 Blends and Clusters	

ay  crayon	ou  cloud	ie  tie	ea  beads	oy  boy	ir  girl	ue  glue	ue  queue
aw  saw	wh  whistle	ph  elephant	ew  pew	ew  screw	oe  toe	au  haunted	ey  monkey
a-e  snake	e-e  concrete	i-e  slide	o-e  bone	u-e  flute	u-e  cube	Phase 5 Sound Mat  visit twinkl.com	

Enunciation of phonemes

https://www.youtube.com/watch?v=BqhXUW_v-1s

Sounds should be articulated clearly and precisely



Your child will learn to use the terms:

Blending is recognising the letter sounds in a written word, for example c-u-p, and merging or synthesising them in the order in which they are written to pronounce the word 'cup'.

Segmenting is identifying the individual sounds in a spoken word (e.g. 'him' = h – i - m) and writing down letters for each sound to form the word.


Children need to be able to **hear** the separate sounds in a word and then blend them together to **say** the whole word .

Phonics Screening

- The phonics screening check is designed to confirm whether pupils have learnt phonic decoding to an appropriate standard.
- The check consists of 20 real words and 20 pseudo-words that a pupil reads aloud to the teacher.

Section 1

beff



shup



doil



Section 2

stair

haunt

lied



Phonics Screening Check Week Autumn 2




bulm



harnd





How can I help at home?



Useful Websites

- ▶ <http://www.oxfordowl.co.uk/question/index/3>
- ▶ Lots of information and guidance for Parents and Carers
- ▶ <http://www.phonicsplay.co.uk/ParentsMenu.htm>
- ▶ A selection of interactive games for all phonic phases.
- ▶ <https://www.phonicsplay.co.uk/freeIndex.htm>
- ▶ The free area of the Phonics Play website is filled with free interactive games, phonics planning, assessment ideas and printable resources.
- ▶ www.ictgames.com/literacy.html
- ▶ A great selection of games that link well with Letters and Sounds.
- ▶ <http://www.letters-and-sounds.com/>
- ▶ Printable resources for each of the Letters and Sounds phonic phases, also links to games aligned with each phase.



USEFUL WEBSITES

- ▶ <http://www.letters-and-sounds.com/>
- ▶ Printable resources for each of the Letters and Sounds phonic phases, also links to games aligned with each phase.
- ▶ <https://www.kizphonics.com/products/>
- ▶ Differentiated interactive phonics materials.
- ▶ <http://www.ngfl-cymru.org.uk/vtc/ngfl/ngfl-flash/alphabet-eng/alphabet.htm>
- ▶ Letter names come up in alphabetical order.
- ▶ <http://www.bbc.co.uk/schools/wordsandpictures/index.shtml>
- ▶ Activities for all phases.
- ▶ <http://www.bbc.co.uk/schools/ks1bitesize/literacy/phonics/index.shtml>
- ▶ Phonics games with a choice of difficulty (some HFWs, some vowel blends, very varied)
- ▶ <http://www.bigbrownbear.co.uk/magneticletters/>
- ▶ Make any real or pseudo words with this resource.





Questions