



YEAR 1 HOMEWORK

Autumn Term 2025 – Second Half

READING WITH YOUR CHILD

Please continue to hear your child read, and to discuss the text and new vocabulary with them, to further deepen their comprehension skills.


KEY MENTAL MATHS SKILLS TO REHEARSE ORALLY THIS HALF TERM



Identifying odd and even numbers.



Number bonds to 10.

Counting to 100 and beyond.

Double and halves of numbers to 20.

Week	Core Task 1	Core Task 2	Reading Focus	Deadline for completion
1	<p>Complete page 10 and 11 in your maths homework book.</p> 	<p>Oracy Activity- Talk to your grown-ups about your timeline. What big events have you experienced each year of your life? E.g. starting school when you were 4. Learning to crawl, walk, go on holiday, starting pre-school, first time trying to ride a bike, meeting a new sibling, moving house...</p> <p>Seesaw activity- Add photographs onto the timeline of each year of your life to support our History work in class.</p>	<p>Please continue to focus on the book drop story focusing on the following questions: Pages 20-24 Why is the tree white? Look at the snowman - What have the children used for the buttons? Footprints have been left in the snow, which animals have left these footprints? Can you explain what has caused the tree to topple to the ground?</p>	<p>Weds 12th November</p>

<p>2</p>	<p>Complete page 9 in your maths homework book.</p> 	<p>Complete each sentence. Write the whole sentence in your green homework book.</p> <p>It was raining so...</p> <p>The dog wanted the bone but...</p> <p>Hansel filled his pockets with stones and...</p>	<p>Please continue to focus on the book drop story focusing on the following questions:</p> <p><u>Pages 25-end</u></p> <p>What happens at the very end of the story?</p> <p>Can you tell me 5 new and interesting facts about an oak tree?</p>	<p>Wed 19th November</p>
<p>3</p>	<p>Complete page 24 in your Maths homework book.</p> 	<p>Using the words with the suffix ed- below to write your own sentences in your homework book.</p> <p>walked</p> <p>whispered</p> <p>called</p> <p>watched</p>	<p>Please read your reading book. Can you identify any words you are unsure about the meaning of? Discuss their meaning and clarify them with your adult.</p>	<p>Weds 26th November</p>

<p>4</p>	<p>Complete page 33 in your Maths homework book.</p> 	<p>Activity sheet – recognise prefixes.</p> <p>Circle the prefixes in the words on your activity sheet in your homework book.</p>	<p>said</p> <p>have</p> <p>like</p> <p>you</p> <p>Copy the tricky words above and create your own spelling rainbow to help remember them.</p>	<p>Weds 3rd December</p>
<p>5</p>	<p>Complete page 35 in your Maths homework book.</p> 	<p>Describe the image of the Wintery setting in your books. Remember to use adjectives to describe.</p>	<p>Read your reading book. Can you summarise what happens in the text to your adult?</p> <p>Challenge – can you time yourself to do it in 1 minute?</p>	<p>Weds 10th December</p>