


Welcome to Year One



Our Year One Teacher is:

Mrs Knowles



Routines



- PE: is on Monday and Tuesday.
- Earrings to be removed for the PE lesson
- All letters sent electronically unless they have a reply slip – please ensure details are correct
- Fresh water sent in daily in a water bottle that won't spill if knocked over please
- Learning Showcases (class assemblies) will take place in each term this year - keep a look out for your child's learning showcase date on the newsletter
- Homework – sent out Friday, returned Wednesday

Routines

- Please remember to telephone the office before 8.45am if your child is absent
- Check that your contact details and medical information are updated with the school office if there have been any changes
- Due to regulations, we only administer medicines if prescribed by a doctor and has to be taken four times per day. A form needs to be completed before we can administer medication. This can be found on our school web page
- If your child needs to attend a medical appointment during school hours, a form will need to be completed and sent into school prior to the appointment

Behaviour




- High expectations
- Develop positive attitude towards work
- Consistent approaches by all staff following school policy – Be Ready, Be Respectful, Be Safe
- Parental support is vital
- Reward systems – reward points, certificates, stickers, praise, postcards
- School trips dependent on behaviour

English



- Handwriting – may need to send some home to practise
- SPAG – terminology is very important
- Emphasis on all areas of English
- Reading – please read regularly with your child- 5-10 minutes and please sign their diary.
- Children will read twice a week at school and once with me.
- Your child's reading book will be changed, if they have read the full book and they have a good understanding of the text

Maths



- Practise the BASICS including addition and subtraction
- Number strategies
- Number Bonds
- Problem solving
- Quick mental recall – encourage the daily use of Numbots

Trips/Visitors

- We look to enhance the curriculum with visits and visitors
- Details of trips and visitors are yet to be confirmed.



Internet Safety



What your Child will be Learning

- Staying Safe On the Internet
- People lying to others online
- Bullying using the internet (Cyber bullying)
- Seeing (and posting) inappropriate images and material
- Viruses and pop ups

Why we teach E Safety

- It is about behaviour.
- The right of the child to be safe.
- The responsibility of the child to respect the safety and wellbeing of others and the law.
- Crucially, responsibility for e-safety extends beyond the school gates and beyond the school day and includes parents and extended families. Anywhere where children have access to the technology. Many issues in school have arisen from pupils on social media/online gaming.


How Can I Help My Child At Home?

- Ensure they complete their homework and hand it in on time
- Read with them often and explore different kinds of texts
- Practise basic maths skills – TTRS/Numbots/Telling the time.
- If you have any questions about your child's learning, don't hesitate to contact us



Communication

- The school office and class teachers will continue to use Class Dojo
- Letters will be sent electronically wherever possible
- Join us on Twitter @AshtonStThomas
- Like and follow us on Facebook
- Please see our school website for additional information



PFA



- Our PFA is a small group of parents and is looking for other parents to join and help organise crucial fundraising events – any help you can offer, however small, would be appreciated
- Looking forward to family events and fundraising opportunities that enhance school life
- Parental support is vital so keep an eye out for invitations to get involved as we can't do it without you



Anything else?

We hope that you have found this information useful.

We are all looking forward to what promises to be a busy, exciting and enjoyable first term!!

It has been a pleasure to create this for you.
Thank you for listening!

