













Themes of Learning	Induction Week	Elmer the Elephant	Owl Babies / Autumn	Harvest	I am Special	Diwali	Remembrance Day	Mouse House	Christmas
									
Enrichment	<ul style="list-style-type: none"> <li>Visit to church to celebrate Harvest</li> <li>Visit from a new baby and their parent</li> <li>Pantomime visit to school</li> </ul>								
Showcase	<ul style="list-style-type: none"> <li>Christmas Sing – a – Long (parents/carers invited)</li> </ul>								
Parental Involvement	<ul style="list-style-type: none"> <li>Reception class welcome meeting for parents and carers</li> <li>Reception All about Me – Welcome Booklet</li> <li>Early reading and phonics workshop</li> <li>Top tips for parents/carers to support children to read (booklet)</li> <li>Weekly newsletter – sent via Class Dojo</li> <li>Regular learning updates – sent via Class Dojo</li> <li>Parents Evening</li> </ul>								
PSED	<b>Self-Regulation</b> <ul style="list-style-type: none"> <li>Identify feelings and moderate them both socially and emotionally</li> <li>Learn the school rules: Be ready, be respectful and be safe</li> </ul>			<b>Managing Self</b> <ul style="list-style-type: none"> <li>Express feelings and consider the feelings of others</li> <li>Develop resilience and perseverance skills</li> <li>Manage own personal hygiene</li> <li>Begin to understand overall health and wellbeing including, physical activity and healthy eating</li> </ul>			<b>Building Relationships</b> <ul style="list-style-type: none"> <li>Build constructive and respectful relationships</li> <li>Think about how others may feel</li> </ul>		




PSHE	<b>Me and My Relationships</b> <ul style="list-style-type: none"> <li>• All about me</li> <li>• What makes me special</li> <li>• Me and my special people</li> <li>• Who can help me?</li> <li>• My feelings</li> </ul>	<b>Valuing Difference</b> <ul style="list-style-type: none"> <li>• I'm special, you're special</li> <li>• Same and different</li> <li>• Same and different families</li> <li>• Same and different homes</li> <li>• I am caring</li> <li>• I am a friend</li> </ul>
Communication and Language	<b>Listening, Attention and Understanding</b> <ul style="list-style-type: none"> <li>• Begin to listen carefully</li> <li>• Learn new vocabulary across the curriculum</li> <li>• Begin to ask questions to check for understanding</li> <li>• Listen to and respond to rhymes and songs</li> <li>• Begin to engage in story time</li> <li>• Begin to develop social interactions</li> <li>• Begin to engage in conversation</li> </ul>	<b>Speaking</b> <ul style="list-style-type: none"> <li>• Begin to describe events in some detail</li> <li>• Begin to talk about fiction and non-fiction texts using new vocabulary.</li> <li>• Begin to use social phrases e.g., "Good morning"</li> <li>• Begin to use new vocabulary from across the curriculum</li> <li>• Learn poems, songs and rhymes</li> </ul>
Physical Development	<b>Gross and Fine Motor Skills</b> <ul style="list-style-type: none"> <li>• Begin to use core muscle strength to achieve good posture when sitting at a table and on the floor</li> <li>• Begin to use a range of small and large apparatus both indoors and outside both alone and in a group</li> <li>• Learn the school rule of 'Legendry Lines' to support the skill of lining up and queuing</li> <li>• Develop small motor skills so a range of tools such as, pencils for drawing and writing, paintbrushes, scissors and knives, forks and spoons can be used competently, safely and confidently</li> <li>• Begin to develop the skills for writing</li> <li>• Eat with good manners in a group, taking turns and being considerate to others</li> </ul>	
PE	Introduction to P.E.  Elmer Dance	Fundamentals  Diwali Dance Firework Dance



Literacy	Comprehension			Writing		
	<ul style="list-style-type: none"><li>Listen to stories, poems, non-fiction texts, rhymes and songs carefully to ensure understanding</li><li>Re-read texts to consolidate understanding and develop new vocabulary</li><li>Begin to talk about stories, discuss characters, key events, what happens next?</li><li>Begin to use new vocabulary in different contexts</li><li>Engage in rhymes and songs listening carefully</li></ul>			<ul style="list-style-type: none"><li>Write letters from their name</li><li>Form letters correctly – linking to phonics sounds taught</li><li>Spell words by identifying the sounds and then writing the spelling for the sound</li><li>Plan sentences by orally rehearsing before writing</li><li>Write short sentences with known sound-letter correspondences</li><li>Re-read what they have written to check that it makes sense.</li></ul>		
Phonics (word reading)	Firm Foundations and Basics Two					
	Basics Two Sounds: s, a, t, p, i, n, m, d, g, o, c, k, ck, e, u, r, h, b, f, l, ll, ff, ss					
	Basics Two Tricky Words: I, is, to, the, no, go, has, his, as, of, into					
Maths	Match, Sort and Compare	Talk about Measure and Patterns	It's Me 1,2,3	Circles and Triangles	1,2,3,4,5	Shapes with Four Sides
	<ul style="list-style-type: none"><li>Match pictures and objects</li><li>Identify a set</li><li>Sorting techniques</li><li>Compare amounts</li></ul>	<ul style="list-style-type: none"><li>Compare size, mass and capacity</li><li>Explore, continue and create patterns</li></ul>	<ul style="list-style-type: none"><li>Find 1,2,3</li><li>Subitise 1,2,3</li><li>1 more / 1 less</li><li>Composition of 1,2 and 3</li></ul>	<ul style="list-style-type: none"><li>Identify, name and compare circles and triangles</li><li>Shapes in the environment</li><li>Describe position</li></ul>	<ul style="list-style-type: none"><li>Find and subitise 4 and 5</li><li>Represent 4 and 5</li><li>1 more / 1 less</li><li>Composition of 4 and 5</li><li>Composition of 1-5</li></ul>	<ul style="list-style-type: none"><li>Identify and name shapes with 4 sides</li><li>Combine shapes with 4 sides</li><li>Shapes in the environment</li><li>My day and night</li></ul>



Understanding the World	<p>Past and Present</p> <ul style="list-style-type: none"><li>I am special (when I was a baby)</li><li>My family</li><li>Why we celebrate Remembrance Day?</li><li>Bonfire Night</li></ul>	<p>People, Culture and Communities</p> <ul style="list-style-type: none"><li>Harvest in the UK and around the world – visit St. Thomas’s church</li><li>Diwali</li><li>Christmas in the UK and around the world</li></ul>	<p>The Natural World</p> <ul style="list-style-type: none"><li>Autumn – seasonal changes, colours and patterns</li><li>Exploration and investigation of natural materials</li><li>Similarities between myself and my friends</li><li>Contrasting places around the world – Costa Rica</li></ul>
<p>Expressive Arts and Design</p> <p>Creating with Materials</p>	<p>Artist: Monet – The Poppy Fields</p>  <ul style="list-style-type: none"><li>Painting including colour mixing</li><li>Drawing</li><li>Printing</li><li>Sculpture</li><li>Collage work</li><li>Joining techniques including glue, sticky tape, split pins</li><li>Create pieces of art work both collaboratively and independently</li></ul>		
<p>Being Imaginative and Expressive</p> <p>Music (Sing up Music)</p>	<ul style="list-style-type: none"><li>Learn a variety of songs and rhymes</li><li>Sing in a group or on their own</li><li>Explore and engage in music making and dance on a theme (Diwali and fireworks)</li><li>Learn songs to sing during worship with the rest of the school</li><li>Learn the nativity songs and perform them at the Christmas Sing – a – Long</li><li>Develop storylines within pretend play using props and costumes</li><li>I’ve got a Grumpy Face</li><li>Row, Row, Row your Boat</li><li>Bird Spotting</li></ul>		



Computing			Computing Systems and Networks 1: Using a Computer Learning about the main parts of a computer and how to use the keyboard and the mouse
R.E.	Harvest Why do people of faith say thank you to God at Harvest time?	I am Special Why are we all different and special?	Christmas How do Christians celebrate Jesus' birthday?
	Diwali Why do Hindus light candles at Diwali? Hinduism		
Christian Values	Friendship	Love	