




Year 3 Homework: Spring 1 2026

Choose 1 homework task to complete each week. Please bring your completed homework in to school during the week beginning **Monday 9th February 2026**. Dojo or email year3@highstreet.cheshire.sch.uk with any questions.



English

We will be reading a book called 'Escape from Pompeii'. It is a historical story set in Roman times and is based on a real event from history.

Can you find out: Where was Pompeii? What happened in Pompeii? Why would you need to 'escape' from Pompeii? This is our second historical story. If you were writing a story from the past, when would it be set?


English/Reading

In Shared Reading, we will be reading a book called 'Volcanoes'. Learn about volcanoes, you could go to the library and get a book or do your own research online (there is a good page on BBC Bitesize: What are Volcanoes?)

Make a poster to show what you have learnt about volcanoes.

Draw a diagram and write facts.

If you're feeling crafty, make a model volcano!



Maths

In maths, we are continuing to look at multiplication and division. With this, we need to be able to recall our 2, 3, 4, 5, 8 and 10 times tables.

Can you use objects at home to make groups of 3, 4 or 8, and then count the groups to help you learn your times tables? Play Times Table Rock Stars to improve your score and your speed.



Science

We are continuing our rocks topic by learning about fossils. Use the BBC Bitesize page:

'What is a fossil?' (www.bbc.co.uk/bitesize/articles/zt3ntrd#zs6jjsg)

Read the information to help you create a timeline of how a fossil is formed. Extra task: Use the website to read about Mary Anning. Who was she and why is she famous?



Science

Later this half term we will finish our rocks topic by learning about soil. Use the BBC Bitesize page: What is Soil?

(www.bbc.co.uk/bitesize/topics/z9bbkqt/articles/zgqkcmn#zmnqqlr)

Read the information and complete an activity. If you have a garden, explore your soil, remember to wash your hands afterwards!



History

This half term we are learning about the Romans and why they invaded Britain. Find out 'five fascinating facts' about the Romans.

Where did the Romans come from?

What did they do in Britain?

You might even want to visit

Chester to look at the Roman gardens, walls and amphitheatre.



Computing

This half term we are learning about stop-frame animation. We are starting by using some post-it notes to make a flipbook of a stick man waving his arm.


Make your own stop-frame flipbook, or use an animation program like [Stop Motion Studio](#) (free app) to make your own stop-frame animation.



French

This half term, we are learning how to say family member names in French. Draw a picture of your family and label it with their names in French, or draw your family tree.

Key words: mum – mere, dad – pere, brother – frere, sister – soeur, grandad – grand-pere, nan – grand-mere



Art & History

To link with our history topic work, we will be looking at some Roman mosaics. We will learn that they were made out of little pieces of

square stones called tesserae.

Design and make your own mosaic. You could colour the squares or cut up little pieces of coloured paper.

