

Year Two
Welcome Meeting

**Monday 8th September
2025**

Staff in Year 2

Class Manifold

Teacher: Mrs Cooper

TA: Mrs Clarke, Mrs Williams and Miss Gooley

Class Wye

Teacher: Mrs Griffiths

TA: Mrs Thamali and Mrs Devine

Class Dove

Teacher: Mrs Fallon and Mrs Bullen

TA: Miss Anderson

P.E.

- Wednesday afternoon (indoor) and Friday afternoon (outdoor)
- Kits- pumps, team coloured t-shirt, black shorts/ joggers and jumper. (No football kits)
- Remove earrings for P.E. days/ bring plasters
- All P.E. kit items need to be **clearly named!**
- P.E. kits are to be sent in and kept in school for the half term. They will be sent home before each holiday.

Healthy Snacks

Fruit and milk are available for the children each morning play in class.

Healthy Snacks for morning playtime only – Please label any tupperware boxes.

- Fruit – No fruit winders
- Vegetables
- Yoghurts e.g. frubes
- Crackers
- Cheese
- Cereal bars

Water only in water bottles in class – no juice.



ClassDojo

Behaviour
& Communication
System





ClassDojo

Each week the children will be working together to achieve a weekly goal. For example, one classes target might be 30 dojo points and when the class reaches this goal, they will pick a reward such as extra playtime, a dance party, colouring, ball games, classroom game etc.



Behaviour System

- High Street Heroes
- Stickers
- Wow walls
- Verbal praise
- Head Teacher/Deputy Head Teacher Stickers
- Text message / Dojo Message
- Email
- Phone call home

Behaviour System

1. **Reminder** - to follow the school rules
2. **Warning** – second verbal reminder to follow the school rules
3. **Time out** – “You have chosen to continue to and so, you will have a time out”
4. **5-minute time out**
5. **Repair conversation** – Teacher and pupil discuss what happened and discuss what will happen next time.



Curriculum

Y2's Termly topics

Autumn – Winsford and Hartington /The Titanic

Spring – The UK / Panic in Pudding Lane

Summer – Jamacia/ Wonderful Women



Handwriting

- ▶ Some children will be starting to join, and others will be continuing to use print until all letters are formed correctly.
- ▶ We encourage the children to use this style in their independent writing.



Reading and Phonics at High Street


- Read Write Inc teaches phonics and reading, these form our daily phonic sessions.
- Phonics is taught daily for 45 minutes.
- The children are in ability groups across Key Stage 1.
- They are re-assessed frequently to ensure they are in the correct group.

Reading

This year we will give the children a new named reading folder. These need to be brought in daily to support their learning.



Reading



1. Children will have a '**Book bag book**'. This will link directly to the phonics they have learnt in school and will have familiar sounds for them to decode words mostly independently.
2. Children will also have a **Phonics book**. These books are read daily with them in phonics. If your child doesn't bring this book in, they will not be able to use it in their phonics lesson to support their learning.
3. Children can have a **reading for pleasure book**. This is a story book that is not linked to their own reading abilities/phonic knowledge. It is a story for them to share with the family at home or enjoy on their own. They can swap these any day in school.



Reading – Drop it, read it

Each afternoon there will be a 5-minute quiet read session, called drop it, read it.

The class teachers will decide when it is appropriate, and everyone will stop what they are doing and read.

The idea of the sessions are to share, recommend and enjoy a range of different texts with the class.

Homework

Your child must...

Daily

- 5-10 minute read with an adult and recorded in the children's reading diaries. A record of the number of reads will be kept in school and these are added up as part of our weekly 'Reading Stars'.
- 5-10 minute Numbots session. (app)
- Weekly Spellings accessed through Spelling Shed (app).

Weekly

- One topic task (from topic grid covering a variety of curriculum areas).

Homework

Your child could...

- Practice their handwriting.
- Rewrite a story using different characters.
- Number formation practice.
- Quick recall of number facts such as bonds to 10 and 20 and counting in 2s, 5s and 10s.

Homework books and reading folders will be coming home on Friday.

Spelling Shed

In school – spelling rule (e.g. c makes an /s/ sound if e or i comes after)

Homework –

On a Friday afternoon, each child will be assigned a spelling word list based on their level.

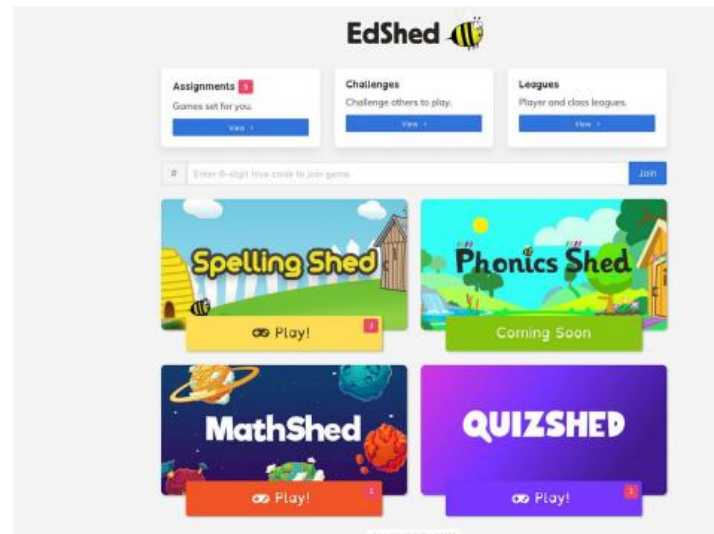
On the next Friday morning, we will complete our spelling test.

Rewards for completed homework and spelling tests

Spelling Shed

Log in using the username and password or scannable QR code and it will take you to this screen.

The pink notification boxes indicate how many assignments have been set by the teacher and on which game. If you click on the assignments box at the top of the menu, you can see all of the assignments together.



To get to the Spelling Shed games, click on Spelling Shed and you will see a screen that looks like this.

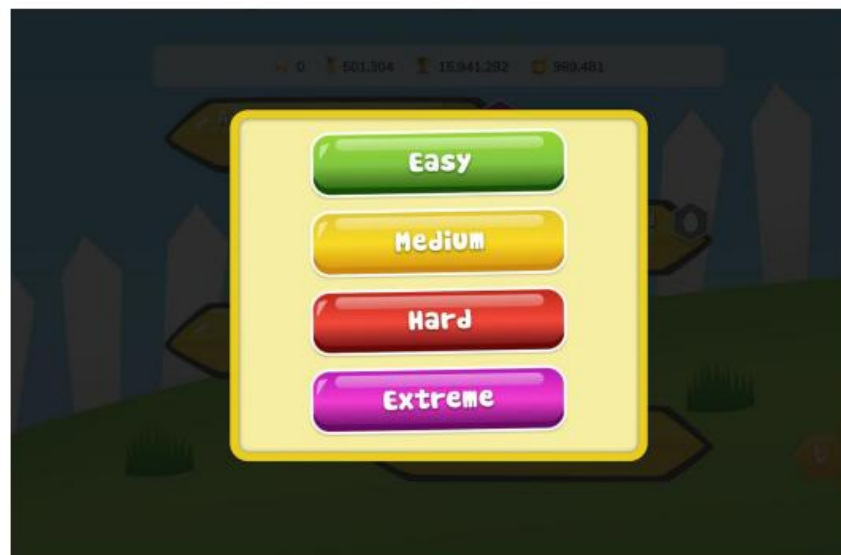
This screen shows the assignments that have been set by the teacher. The assignments link to games that include the words that need to be learnt or practiced. The icons or badges on the assignments show different achievement levels and are an incentive for the children to play more and aim for the top level. They are also a quick way for teachers to see how well they can spell the words in the lists.



Spelling Shed

When you click on an assignment, you will see three game options that look like this.

When completing an assignment, you must use one of the first two game options, Playing the bonus games will not contribute towards the set assignment.



Spelling Shed

after	again	any	because	children	money	move	should
✓	✓	✓	✓	✓	✓	✓	✗

Teachers will be able to see how the children have spelt words to see where help might be needed.

E.g. consistently using igh instead of i-e



Year Two Residential

- Wednesday 15th – Friday 17th October 2025
- Two nights at Hartington Youth Hostel
- Promotes social skills, independence, interpersonal skills, communication skills, based on Geography topic.
- More information to follow at our parents information meeting on Tuesday 30th September at 3:30pm.

Pupil Premium

Here's the link to apply for FSM online:

<https://www.cheshirewestandchester.gov.uk/residents/education-and-learning/school-meals.aspx> .

There is an 'apply' button to press on the website and there's also info on who is eligible.

0300 123 7039.

Support

based Jobseeker's Allowance

related Employment and Support Allowance

under Part VI of the Immigration and Asylum Act 1999


guaranteed element of Pension Credit

tax Credit (provided you're not also entitled to Working Tax Credit of no more than £16,190)

Tax Credit run-on - paid for 4 weeks after you stop qualifying for tax Credit - if you apply on or after 1 April 2018 your household income must be below £16,190 after tax and not including any benefits you get)

If your child is successful in an application, then your child will be entitled to significant discounts off school visits once we restart the process. Call 0300 123 7039 the process takes only a few minutes and costs very little money.

Parent Communication



- Y2 email – year2@highstreet.cheshire.sch.uk – this is checked daily (Monday to Friday 8.30 – 5.30pm).
- Facebook – High Street Community Primary School.
- Dojo
- Any concerns please feel free to speak to us at any time to make an appointment after school.
- Curriculum information and homework are put on school website.



Any
Questions

