



Y3

French Knowledge Mat

Spring 2: Carnival & Numbers

Numbers Bank

Onze- 11

Douze- 12

Treize- 13

Quatorze- 14

Quinze- 15

Seize- 16

Dix-sept -17

Dix-huit- 18

Dix-neuf- 19

Vingt- 20

Carnival time vocabulary Bank

le Carnaval – Carnival

Mardi-gras – Shrove Tuesday/Pancake Day

un masque – a mask

les crêpes – crepes

Fact Bank

Mardi – gras is **Shrove Tuesday** (or Pancake day) .It is the day before the start of **Lent**.

It is also carnival time in France, and we celebrate '**le carnaval**' by dressing up and having a good time!

Easter vocabulary Bank

un panier – a basket

un oeuf – an egg

un poussin – a chick

une fleur – a flower

un lapin – a rabbit

Joyeuses Pâques! – Happy Easter!

Fact Bank

In France, the church bells are quiet for a few days before Easter to remember when Jesus died.

Children are told that the bells fly to Rome and, when they come back on Easter morning, they ring and drop eggs and treats in gardens. That's why children go on an Easter egg hunt to find the hidden treats!

Phonics

“ze” (on**ze**, dou**ze**, tre**ize**, quator**ze**, quin**ze**, se**ize**)

“qu” (quator**ze**, qu**in**ze, mas**que**, Pâ**que**s, qu**e**l)











“in” (vin**gt**, pouss**in**, lap**in**)

Question and Answer Bank

Quel âge as-tu?- How old are you?

J'aians – I am years old



| Prior Learning | Attainment targets | Unit Overview |
|---|--|---|
| <div><div><div>zéro</div><div></div><div>0</div></div><div><div>un</div><div></div><div>1</div></div><div><div>deux</div><div></div><div>2</div></div><div><div>trois</div><div></div><div>3</div></div><div><div>quatre</div><div></div><div>4</div></div><div><div>cinq</div><div></div><div>5</div></div><div><div>six</div><div></div><div>6</div></div><div><div>sept</div><div></div><div>7</div></div><div><div>huit</div><div></div><div>8</div></div><div><div>neuf</div><div></div><div>9</div></div><div><div>dix</div><div></div><div>10</div></div></div> | <div><div>1. Listen attentively to spoken language and show understanding by joining in and responding.</div><div>2. Explore the patterns and sounds of language through songs and rhymes and link the spelling, sound and meaning of words.</div><div>3. Engage in conversations; ask and answer questions; express opinions and respond to those of others; seek clarification and help.</div><div>4. Speak in sentences, using familiar vocabulary, phrases and basic language structures.</div><div>5. Develop accurate pronunciation and intonation so that others understand when they are reading aloud or using familiar words and phrases.</div><div>6. Present ideas and information orally to a range of audiences.</div><div>7. Read carefully and show understanding of words, phrases and simple writing.</div><div>8. Appreciate stories, songs, poems and rhymes in the language.</div><div>9. Broaden their vocabulary and develop their ability to understand new words that are introduced into familiar written material, including through using a dictionary.</div><div>10. Write phrases from memory, and adapt these to create new sentences, to express ideas clearly.</div><div>11. Describe people, places, things and actions orally and in writing.</div><div>12. Understand basic grammar appropriate to the language being studied.</div></div> | <div><div>Spring 2 – Carnival & Numbers</div><div><div>Lesson 1</div><div>I know some facts about French traditions and carnival celebrations.</div></div><div><div>Lesson 2</div><div>I know how to say and write some numbers between 1-16.</div></div><div><div>Lesson 3</div><div>I know how to say and write some numbers up to 20.</div></div><div><div>Lesson 4</div><div>I know how to ask and answer “How old are you?”.</div></div><div><div>Lesson 5</div><div>I know how to take part in a simple dialogue about myself, using familiar questions and answers.</div></div><div><div>Lesson 6</div><div>I know how to understand and use Easter vocabulary.</div></div></div> |