






Subject Specific Vocabulary		Sticky Knowledge	Key Moments in Sketchbooks
tempo	the speed of a musical piece	<p><u>Wassily Kandinsky</u></p> <p>To know how to interpret music into visual imagery.</p> <p>To know the name of the artist Wassily Kandinsky.</p> <p>To know that Kandinsky was a Russian painter born in 1866 and died in 1944.</p> <p>To know that Kandinsky was an abstract artist.</p> <p>To know how to combine materials effectively in one drawing.</p> 	Artist research pages. Exploring mark-making with pencils, coloured pencils and fine liners. Drawings to different types of music. Exploring expressive mark-making. Photos of collaborative drawings with objects on the floor in response to music. Exploring different combinations of materials in one artwork.
pace	the rhythm or speed of a musical piece		NB – Annotation should feature throughout the sketchbooks to show the pupils' reflections on their work and that of others.
rhythm	the regular repeated pattern of sound		
emotion	a strong feeling deriving from your mood		
			Skills
			How to make marks on paper in response to music. How to use the whole of the paper to create an expressive drawing. How to combine pencil, coloured pencil and ink in a drawing.

Prior Knowledge	Prior Vocabulary	Curriculum Links
<p>To know how to hold a pencil.</p> <p>To know how to draw an enclosed shape with a pencil.</p> <p>To know how to make a representation of a subject using a pencil.</p> <p>To know a variety of marks that can be made with a pencil.</p> <p>To be able to select appropriate techniques for different parts of a drawing.</p> 	<p>Draw, line, shape, mark, pencil, hold, size, round, straight, curved, soft, hard, light, dark, group, fluid, continuous line, angle, drawn, accurate, combine, inspire, research, abstract, features, characteristics.</p> 	<p>Music – key words</p> 