










## **Summer 1 Overview 2026**

**Year 6**

Week	1	2	3	4	5
Date	20.04.26	27.04.26	04.05.26 (04.05.26 May Day Bank Holiday)	11.05.26 SATS Week	18.05.26
English  	WALT: write a narrative	WALT: write a narrative	WALT: write a narrative		WALT: write a biography
SPAG	WALT: Words ending in 'ment', 'ship', 'hood' (p34)	WALT: Adding suffixes to words (p35)	WALT: The Soft c sound (p36)	WALT: The hard c sound (p37)	WALT: words with que and gue (p38)
Spellings	disappear disagree disapprove disconnect disqualify disorder discontinue disobey discomfort dishonest	capable able table vegetable fable cable reliable probable irreplaceable noticeable	knowledge smudged bridge porridge nudged fridge dodgem badger judged truded	babies cities tries worries cries parties puppies lorries jellies	piano reliable peculiar diameter diagram diagram material liar

<b>Guided Reading</b> 	<p>WALTs: Develop vocabulary. Comprehend the text. Respond to the text.</p>	<p>WALTs: Develop vocabulary. Comprehend the text. Respond to the text.</p>	<p>WALTs: Develop vocabulary. Comprehend the text. Respond to the text.</p>	<p>WALTs: Develop vocabulary. Comprehend the text. Respond to the text.</p>	<p>WALTs: Develop vocabulary. Comprehend the text. Respond to the text.</p>
<b>Geography</b> <b>Why do oceans matter?</b> 	<p>WALT: Explain the importance of our oceans.</p>	<p>WALT: Locate and describe the significance of the Great Barrier Reef.</p>	<p>WALT: explain the impact humans have on coral reefs and oceans.</p>	<p>WALT: understand ways to keep our oceans healthy and begin planning a fieldwork enquiry.</p>	<p>WALT: collect data on the types of litter polluting a marine environment.</p>
<b>Science:</b> <b>Forces and Space</b> 	<p>WALT: describe gravity and its effects.</p>	<p>WALT: describe air resistance and its effects.</p>	<p>WALT: describe water resistance and its effects.</p>	<p>WALT: describe friction and its effects.</p>	<p>WALT: describe the effects of levers, pulleys and simple machines on movement.</p>
<b>Art:</b> <b>Portraits</b> 	<p>WALT: explore how a drawing can be developed.</p>	<p>WALT: combine materials for effect.</p>	<p>WALT: identify the features of self-portraits.</p>	<p>WALT: develop ideas towards an outcome by experimenting with materials and techniques.</p>	<p>WALT: apply knowledge and skills to create a mixed media self-portrait.</p>
<b>PHSE</b> <b>Healthy Lifestyles.</b>	<p>Vaccines</p>	<p>Vaccines</p>	<p>.Balanced diet</p>		<p>Balanced diet</p>

<p><b>P.E. Athletics / Rounders</b></p>	<p>WALT:develop my own and others sprinting technique.</p> <p>WALT:develop throwing and catching under pressure and apply these to a striking and fielding game.</p>	<p>WALT:identify a suitable pace for the event.</p> <p>WALT:develop bowling under pressure whilst abiding by the rules of the game.</p>	<p>WALT:develop power, control and technique for the triple jump.</p> <p>WALT: strike a bowled ball with increasing consistency.</p>	<p>WALT:develop power, control and technique when throwing for distance.</p> <p>WALT:develop fielding techniques and select the appropriate action for the situation.</p>	<p>WALT:develop throwing with force and accuracy for longer distances.</p> <p>WALT:understand and apply tactics in a game.</p>
<p><b>Computing: Big Data 2</b></p>	<p>WALT:explain how data can be safely transferred.</p>	<p>WALT:investigate the data usage of different online activities.</p>	<p>WALT:identify how data collection can improve city life.</p>	<p>WALT:design a system for turning a school into a smart school.</p>	<p>WALT:present ideas for turning a school into a smart school.</p>
<p><b>Music - Learning a musical instrument.</b></p>	<p>One Education - Learning a musical instrument.</p>	<p>One Education - Learning a musical instrument.</p>	<p>One Education - Learning a musical instrument.</p>	<p>One Education - Learning a musical instrument.</p>	<p>One Education - Learning a musical instrument.</p>

<p><b>French 'Les Jeux olympiques'</b></p>  <p><b>Get Set 4 PE.</b></p>	<p>WALT: introduce the unit – explain to the pupils that they are going to learn about the history of the ancient and modern Olympic Games, as well as learn 10 Olympic sports with the name of the sportsperson in French</p>	<p>WALT: learn about the modern Olympic Games and the people involved in the recent history in French.</p>	<p>WALT: introduce 10 French nouns, with their definite article/determiner, for current Olympic sports.</p>	<p>WALT: consolidate the 10 Olympic sports in French and use them in full sentences with the 1st person conjugation of the verb 'faire'(to do) to express which sports the pupils practise/do. They will then progress to using the negative structure 'je ne fais pas' to express which sports they do not practise/do in French.</p>	<p>WALT: introduce the 3rd person conjugation of the verb 'faire' (to do) to describe which sports the Olympians do in French, as well as the names for the Olympians based on the sports they do.</p>
--	--	--	---	--	--