



Welcome to
Year One

Staff
Teacher – Miss Stott
Teaching assistants – Miss
Howarth & Mrs Bandhe





A little bit about me ...

I've been teaching for nearly three years. most of my experience has been KS2 based. I am looking forward to the new challenges that Year One brings! I am very approachable, I love working with parents to get the best outcome for their children! I'm looking forward to speaking with you all about your children and all their progress – not just academic but personal too.



Class routine

Arrive at school 8.45

Playtime is at 10.45am– 11.00am

Lunchtime 11.45am–12.45pm

Playtime 2.00pm–2.15pm

Hometime 3.15pm

After school clubs finish at 4pm

Dismissal

At the end of the day we will dismiss the children from the back door. If you do need to speak to myself or another member of staff at the end of the day, we may ask you to wait until we have dismissed the children due to safety. Our priority to ensure the children are safe, so we will dismiss first and then speak with anybody that needs to discuss anything with us after.

Reading and homework

Homework is sent home on a Friday and is expected back every Wednesday. We will begin with 5 spellings that we expect the children to learn. Please help your children with their homework but do not do it for them.

Reading books are sent home and need to be back in school every day. We expect your child to read at least 3 times a week! This will massively support your child's all around development from their fluency to their independence.

Uniform

Grey skirt or pinafore dress – required

Grey or black trousers – required

Grey or black shorts – summer option

Blue checked pattern dress – summer option

White shirt – long or short sleeved – required

**Royal blue school V-necked sweatshirt or Royal blue school
cardigan – required**

School tie – required

Sensible black shoes (no trainers) – required

PE

PE Kits are to be worn to school on the day your child does PE.

White T-shirt, blue/black shorts and black pumps or trainers when outside.

Blue/black tracksuit bottoms in colder weather – no named sports wear please. We do offer school tracksuits, these can be found on the touchline page or ordered from school.

Behaviour policy



Behaviour Board

In each classroom (1-6), there is a behaviour board comprising of a pocket named for each child. At the beginning of every new day, all children will have their green card displayed. Throughout the day, children's card colour may change in response to their behaviour – both positive and negative. There are five colours used on the behaviour board:


GOLD, SILVER, GREEN, AMBER and RED

It is important that children realise they will be treated in the same way by all staff in and around school. The reward/sanction system will be displayed in each classroom and communal areas. When not with their class teacher, the adult responsible will follow this policy to ensure consistency.


All classrooms **MUST** display our Behaviour Code and the Good to be Green chart.



Snacks and drinks




We will provide the children with a water bottle and fresh water every day. We also have snacks provided which is fresh fruit or vegetables. You may send your child into school with a snack of fresh fruit or vegetable if you wish.






Toilets



We do have rules around toilet use as we want to keep the children safe. We will let a maximum of 2 children go at any one time, we may ask them to wait for a more convenient time e.g. after we finish instructions before we let them go so they know what to do when they get back. We will never say no to the toilet.



Curriculum overview

YEAR 1	AUTUMN 1	AUTUMN 2	SPRING 1	SPRING 2	SUMMER 1	SUMMER 2
HISTORY	How have toys changed?		How am I making history?		How have explorers changed the world?	
GEOGRAPHY		What is it like to live here?		What is the weather like in the UK?		What is it like to live in Shanghai?
ART	Drawing: Make your mark		Sculpture & 3D: Paper art		Painting & Mixed Media: Colour splash	
DT		Structures – Constructing a windmill		Textiles - Puppet		Cooking & Nutrition Smoothies
SCIENCE	Forces & Space: Seasonal changes	Materials: Everyday materials	Animals: Sensitive bodies	Animals: Comparing animals	Plants: Introduction to plants	Making connections: Investigating science through stories
COMPUTING	Digital Literacy Online Safety	Computer Science Coding	Computer Science Maze Explorers/Lego Builder-Purple Mash	Digital Literacy Animated Stories	Information Technology Grouping and Sorting	Information Technology Pictograms/ Technology Outside School
PE	Multi-skills	Dance	Gymnastics	Net and wall games	Strike and field games	Athletics
MUSIC	Keeping the pulse (My favourite things)	Tempo (Snail & Mouse)	Dynamics (Seaside)	Sound Patterns (Fairytale)	Pitch (Superheroes)	Musical Symbols (Under the sea)

Phonics screening

Reading opens the door to learning. A child who reads a lot will become a good reader. A good reader will be able to read more challenging material. A child who can read more challenging material is a child who will learn. The more a child learns, the more he or she will want to find out.

Read Write Inc - Our Phonics Scheme

Here at North Walkden, we are using the Read Write Inc (RWI) programme to get children off to a flying start with their English. RWI is a method of learning based upon letter sounds and phonics, and we use it to aid children in their reading and writing.

The children are assessed regularly and grouped according to their ability. They will work with a RWI trained teacher or teaching assistant.

Read Write Inc., developed by Ruth Miskin, provides a structured and systematic approach to teaching literacy. It is used by more than a quarter of the UK's primary schools and is designed to create fluent readers, confident speakers and willing writers.

Each Read Write Inc. programme meets the higher expectations of the new curriculum and uses effective assessment to accelerate every child's progress.

Our Read Write Inc 'Reading Leader' is Mrs Richardson (Deputy Headteacher)



**Thanks for visiting our
class! If you have any
questions please ask
away.**