

St John's Cursive Handwriting

Written by Sarah Gill






Start on the line, woosh into the air,
STOP, slide back down and around to
make a snake.



Start on the line, woosh into the air,
STOP, back around the astronauts
helmet, down and flick .



Start on the line, reach up tall to the top of the tigers head, back down his body and flick. Don't forget his stripe.



Start on the line, reach up small to the penguins head, down below the line, back up, around his head and flick.



Start on the line, reach up small to the iguana's head, back down to flick his tail. Don't forget to dot!



Start in the line, reach up small to the top of the stick, back down and over the net and flick.




Start on the line, reach up small to the top of the mouse's ear, down and over, down and over the ears and flick it's nose.



Start on the line, woosh into the air, STOP, back around the ducks body, up to his head and down to flick his feet.



Start on the line, woosh into the air,
STOP, back around the goats head,
down below the line and loop under his
chin.



Start on the line, woosh into the air,
STOP, back around the octopus's body
to make a circle.



Start on the line, woosh into the air,
STOP, back around to curl the cat's fur.




Start on the line, reach up tall, back
down the kite, go up half way and
make a loop, down to the corner and
out with a flick.



Start on the line, shoot across into the air, over the elephants eye and down his trunk.



Start on the line, reach up small to the top of the umbrella, down and under, back down and flick.



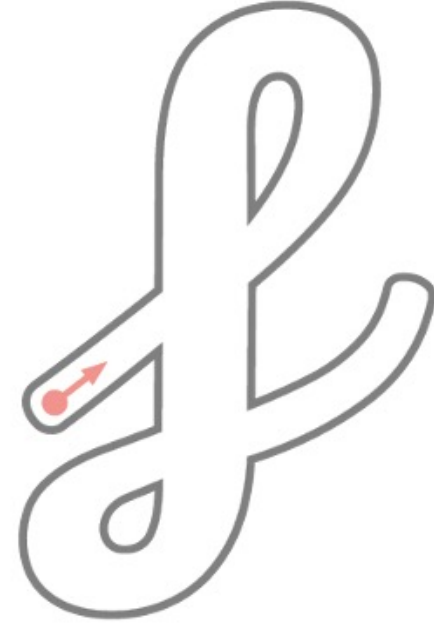
Start on the line, reach up small to the sky, down, back up and over the rainbow.



Start on the line, reach up tall to the helicopter, back down to the ground, back up halfway and over the helicopter.



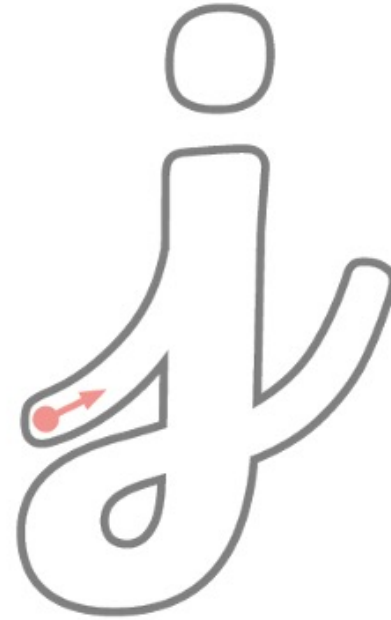
Start on the line, reach up tall to the bears head, back down, up and over his tummy and flick.



Start on the line, shoot into the air, over the flamingos head, down below the line, loop and flick.



Start on the line, reach up tall to the top of the lollipop, back down and flick.



Start on the line, reach up small to the top of the jellyfish, back down below the line, loop and flick. Don't forget to dot.



Start on the line, reach up small to the top of the volcano, down to the bottom of the volcano and back up.



Start on the line, reach up small, down up, down up to make a wave.



Start on the line, reach up small to the top of the box, slide down across the box, have a rest, slide down the other side to make a cross in the box.



Start on the line, reach up small, down and under the yo-yo, back down below the line, make a loop and flick.



Start on the line, reach up small to the top of the Zebra, across, zip down and across some more.



Start on the line, woosh into the air, back around the queens head, down below the line, back up and flick.