







**In Summer 1** we will start the term focussing on the Christian festival Easter. We will then be looking at life cycle of a chick using the book One Little Chick. We will then move on to the book Baby goes to market. We will finish the half term focussing on the life cycle of butterflies. Our focus book will be the Crunching Munching Caterpillar.



### Things to do at home:

- Go for a walk and look for changes in the season
- Support your child with the new words sent home each week
- Read with your child as often as possible. Bedtime stories are a great way to end the day!

**In Summer 2** our topics will be growing, local History and Geography and under the sea.



We will be starting the term looking at planting and growing. We will be planting radishes and lettuces in the foundation garden. We will then look at the local area focussing on the History of Netherthorpe Primary school and what has stayed the same and what has changed. We will then look at under the sea.

## F2

### Summer Term

**Summer 1:** Easter, One Little Chick, Baby goes to market, The Crunching Munching caterpillar

**Summer 2:** Oliver's Vegetables, Martha maps it out, Hooray for Fish!

### Summer 1 words:

Easter, Easter egg, chick, lamb, grow, plant, life cycle, egg, hatch, chick, hen, incubator, heat pad, feather, peck, Africa, Nigeria, market, juicy, crunchy, colourful, chin-chin biscuits, caterpillar, butterfly, chrysalis, bee, sparrow, dandelion, crunched, munched, twittering, floating

### Summer 2 words:

Vegetables, garden, beetroot, red cabbage, spinach, carrots, potatoes, peas, dig, pick, peel, scrub, cut, eat, old, new, past, present, Victorian, school, building, road, park, up, down, left, right, fish, swimming, sea, splosh, splash, splish

### Things to look out for this term:

- Eid Picnic - Thursday 4th June at 1pm
- F2 Class assembly - Thursday 9th July at 9am
- Sports Day—date to be confirmed

### Phonics

In Summer, children will consolidate Phase 3 phonics following the Little Wandles phonic scheme. Each week you child will have home learning to practice the phonemes (sounds) they have learnt.


Little Wandles have a videos that show how to say the sounds:

<https://www.littlewandle.org.uk/resources/for-parents/>.


## Reading

Reading with your child is one of the most beneficial things you can do with your child.

There are two types of book that your child will bring home:



**A reading practice book.** This book will be at the correct phonic stage for your child. They should be able to read this fluently and independently. This book will be changed weekly.



**A sharing book.** Your child will not be able to read this on their own. This book is for you both to read and enjoy together.

Library morning is held every Friday at drop off time.

## Important things to remember:

- Please write your child's name on all their clothes.
- Please send your child with their bag everyday.
- Your child needs a water bottle everyday.
- Please send in a change of clothes to leave in school.

## F2





**Summer 1:** Easter, One Little Chick, Baby goes to market, The Crunching Munching caterpillar

**Summer 2:** Oliver's Vegetables, Martha maps it out, Hooray for Fish!

## Fine Motor skills and writing

We continue to focus on gross and fine motor skills using painting, drawing, cutting, play dough, sand and water play to help children develop skills they need to help write.

All children practice handwriting three times a week. Learning the correct way to form letters using the Little Wandle formation phrases.

Phase 2 grapheme information sheet		Autumn 2	
Grapheme and mnemonic	Picture card	Pronunciation phrase	Formation phrase
j j	 jellyfish	Pucker your lips and show your teeth, use your tongue as you say j j j	Down the jellyfish and dot its head.
v v	 volcano	Put your teeth against your bottom lip and make a buzzing vvvvvv	Down to the bottom of the volcano and back up to the top.
w w	 wave	Pucker your lips and keep them small as you say w w w	Down and up and down and up the waves.
x x	 box	Mouth open, then push the stick sound through as you close your mouth xx xx (x x)	From the top, across the box to the bottom. From the top again, across the box to the bottom.

## Personal, social and emotional development

We will continue to focus on the children recognising their own thoughts and feelings. Helping them to regulate their own emotions. Towards the end of the term we will start to focus on the transition to Year 1.

**Key Vocabulary:** emotions, happy, sad, tired, hurt, transition, change

## Maths

We will start the term by continuing to focus on number and number patterns. We will then move on to Space, Shape and Measure. We will look at repeating patterns, 2D and 3D shapes, capacity, mass and length.

**Key Vocabulary:** circle, triangle, square, rectangle, pentagon, hexagon, sphere, cube, cuboid, triangular prism, pyramid, shortest, longest, tallest, heaviest, lightest