

Key Stage 1

Information for Parents and Carers



This is a typical day in Y1 and Y2:

- doors open and children walk to their classroom
- register
- Phonics
- English/Maths
- assembly
- playtime
- milk and snack
- reading 3x a week
- English/Maths
- lunchtime



This is a typical day in Y1 and Y2:

- register
- Science/Computing/PE/RE/Music/Art/DT/PD
- playtime
- Science/Computing/PE/RE/Music/Art/DT/PD
- homework



PE Days

class	first PE day	second PE day
Y1JF	Tuesday	Friday
Y1RL	Monday	Thursday
Y1LS	Tuesday	Wednesday
Y2NC	Monday	Wednesday
Y2RS	Monday	Thursday




School Rules



We refer to these throughout the school day and ensure that all behaviours are related to at least one of these rules.

Our Core Values


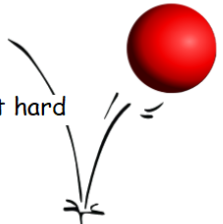
As a school we have 4 Core Values. Values are principles that guide our thinking and our behaviour.



Resilience

I will...


- . keep trying when things get hard
- . learn from my mistakes
- . never give up



Resourcefulness

I will...


- . problem solve - have a go
- . be adaptable
- . make decisions



Respectfulness

I will...


- . be kind and fair
- . be considerate to others
- . show good manners
- . be honest
- . respect differences



Recognising Self-Worth

I will...

- . believe in myself and be confident
- . show self-control
- . keep myself safe



Rewarding Positive Behaviour: Dojos

Children are given dojo points for showing good learning behaviours.

At the end of each half term, we award Bronze, Silver or Gold certificates, depending on how many dojo points the child received that half term.



 Ava 2	 Bodhi 2	 Christopher 2	 Dana 2
 Daniel 3	 Emily 2	 Ethan 1	 Eve 2
 Finn 1	 Hamish 2	 Jade 2	 Keeley 1
 Kirra 2	 Kobe 2	 Luke 2	 Lyla 2

Rewarding Positive Behaviour: All Star

To be a Marlcliffe 'All Star', children need to follow our school rules consistently.



Marlcliffe All Stars are always ready, always respectful and always safe; these behaviours are demonstrated over a prolonged period of time.

Personal Development

KS1 RSHE Curriculum Sections Overview			
Relationships			Living in the Wider World
Family	Friends	Intimate (KS3+ Only)	Community
What makes a family? Fa1) Who's in my family? Fa2) Do Families always stay the same? Fa3) How should families treat each other? Fa4) When should I say no? Fa5) Who owns my body? I do! Fa6) Are all families the same?	Keeping friendships healthy Fr1) Who is my friend? Fr2) What makes a good friend? Fr3) Should friends tell us what to do? Fr4) How do we stop bullying?	/	Our Communities Anti-discrimination lessons C1) How do we make a happy school? C2) Who lives in my neighbourhood? C3) What makes a boy or a girl? C4) How do I save up to buy something? Online Safety Os1) Screen time [L1] Os2) Personal information [S1] Os3) Online strangers [P1] Os4) Fake News [N1] <i>[The codes in square brackets reference the Sheffield Primary Online Safety Curriculum]</i>
Health and Wellbeing			
Mental Wellbeing	Physical Health	Growing up	
Understanding my feelings M1) Where do feelings come from? M2) Who am I? M3) What helps me to be happy?	Staying healthy P1) How do I help my body stay healthy? P2) How do I decide what to eat? P3) How do we stop getting ill? P4) How can I stay safe?	Growing G1) Will I always be a child? (link with science)	

Our Personal Development curriculum encompasses areas of safeguarding, extra curricular experiences and many other areas throughout school. Another strand of this is the RSE curriculum in place from Learn Sheffield.

This curriculum is constantly reviewed and updated to best prepare the children to be global citizens.

Maths

How we practise our Maths skills in daily lessons:

- counting and Mental Maths skills
- answering questions: verbally, on individual whiteboards and using apparatus
- written work in books
- explaining reasoning



Writing



We teach writing through:

- sharing texts such as traditional tales, non-fiction and poetry
- writing about topics relevant to the children
- using drama to bring stories and poetry to life
- rehearsal and oral practice of ideas to assist the children in writing their own sentences
- Spelling, punctuation and grammar (SPaG) skills are taught throughout the year to assist transcription

Phonics – Y1

Following on from Reception, Phonics is taught in Y1 five times a week, using the 'Little Wandle Letters and Sounds Revised' programme.

We also model phonics in shared reading and writing across the curriculum. We have a strong focus on language development for our children because we know that speaking and listening is key to reading and writing in all subjects.

We're teaching every child to read with Little Wandle Letters and Sounds Revised

A complete SSP validated by the Department for Education




Phonics – Y2

Children in Year 2 secure their phonics learning at the beginning of the year and then move on to the familiar structure of Little Wandle spelling lessons, which supports them to make links to their phonics learning. They learn to consider etymology, morphology and grammar when spelling new words. The programme provides full coverage of National Curriculum spelling requirements.

We're teaching every
child to read with
Little Wandle Letters
and Sounds Revised

A complete SSP validated by
the Department for Education



TM

NR

Assessing Phonics

At the end of Year 1 the children will take part in a national Phonics Screening Check. Their scores are recorded and sent home in school reports. If the children do not reach the pass mark, they will receive extra support in Y2 and retake the check in June.

Look at the class pages on the website for links to phonics games and more Little Wandle information.



School Reading Books



Each Friday, your child will come home with a reading book. Your child will have been reading this book in their small group sessions and the book will be matched to their ability.

Please read the book with your child and focus on:

- decoding (sounding out and blending)
- prosody (reading with expression and fluency)
- comprehension (asking your child a range of questions related to the book)

School Reading Books

The children need to return their school reading book the following Wednesday – in the Home Reading folder. All books must be returned on time as they are needed for another group the following week. If a book isn't returned, the office will ask for £5 to replace it.

Every time you read the school reading book with your child, please record it in the 'Home Reading Record'. Any other reading can be recorded in there too.



Rewarding Wider Reading

The Home Reading Record will be checked by a member of staff so that we can keep encouraging the children to read as often as possible and reward them for their efforts (and yours!).

Date	Book title and page number	Comments
21 Oct	Little Dorrit	read at school in head by self brill!
22 Oct	Little Dorrit	read at school
23 Oct	dark diary drama queen	read in bed last night Well done!
24 Oct	Little Dorrit	Super reading Millie. Great reading at home as well. Could you perhaps write a little comment in your reading record about what you have read and whether you enjoyed it or not?
25 Oct	Haribo story	Confident reading to the class with expression.

Date	Book title and page number	Comments
22 Oct	Little Dorrit	I enjoy this book because it's nice and calm!
23 Oct	Little Dorrit	Great Reading - mum
24 Oct	dark diary drama queen	read in bed!
25 Oct	dark diary drama queen	read in bed & enjoy it so much!
26 Oct	dark diary drama queen	read in bed!



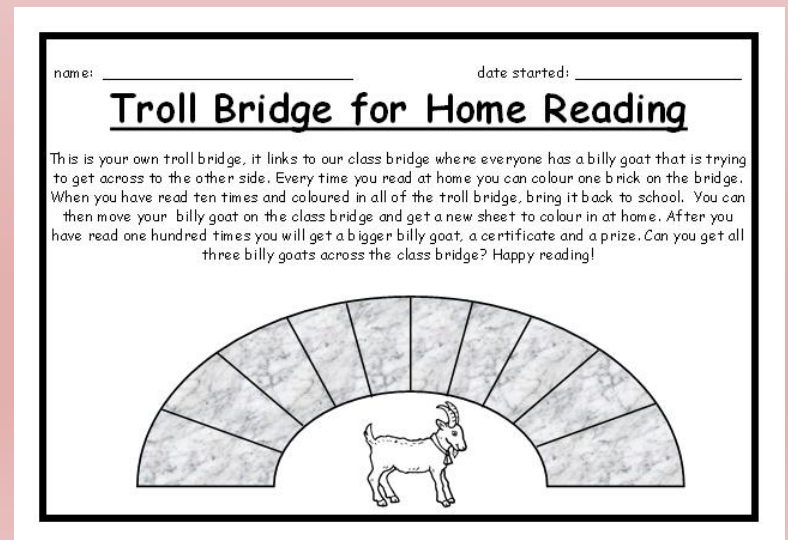
Wider Reading

We want to encourage as much extra reading as possible. We visit the newly refurbished school library every few weeks so each child can choose a 'Reading for Pleasure' book. This can then be swapped whenever your child is ready for a new one. We also plan to visit Hillsborough Library this academic year.



Y1 Troll Bridge – Rewarding Reading

This is a troll bridge; it links to the class bridge where everyone has a billy goat that is trying to get across to the other side. Every time your child reads at home they can colour one brick on the bridge. When they have read ten times and coloured in all of the troll bridge, they can bring it back to school. They can then move their billy goat on the class bridge and get a new sheet to colour in at home. After your child has read one hundred times they will get a bigger billy goat, a certificate and a prize.



Y2 Yellow Brick Road– Rewarding Reading

In Y2, Totos travel along the yellow brick road! For each 10 books the children read, they will move their Toto on to a new section of the road. Your child will bring a yellow brick road card home to colour in so that they can keep track of how much they have read.

When they have filled their yellow brick road card, they should bring it back to school, move to the next part of the road and collect a new card. After your child has read one hundred times they will swap their Toto for a Scarecrow. After that there is the Tin Man, and finally the Lion to aim for.

name: _____ date started: _____

Yellow Brick Road for Home Reading

This is your own yellow brick road, it links to our class road where everyone has a Toto the dog that is trying to get to Oz. Every time you read at home you can colour one section on the road. When you have read ten times and coloured in all of the yellow brick road, bring it back to school. You can then move your Toto on the class road and get a new sheet to colour in at home. After you have read one hundred times you will get the Scarecrow, a certificate and a prize. After that you could get the Tin Man and then finally, the Lion. Happy reading!



Handwriting




There is an emphasis on handwriting within Marlcliffe and transcription is very much a focus of the current government's policy. Children are expected to join their handwriting - or begin to use joining strokes - by the end of Y2.

They are explicitly taught handwriting in separate, short lessons; we use a semi-cursive style.

Handwriting

We use printed line guides to help the children know where to begin each letter. This also helps them to size the letters correctly.



Letters are taught systematically in family groups to begin with. We then teach the children how to begin joining the letters together using a joining stroke.

Wider Curriculum

The wider curriculum is planned on a two-year rolling programme. Geography, History, Science, Personal Development, RE, DT, Art, Music and Computing are taught weekly. Activities within wider curriculum lessons include many opportunities for communication, reading, writing and Maths. We also plan trips to further develop the children's cultural capital.



Attendance

**OUR SCHOOL TARGET
THIS YEAR IS**



96%



Attendance



Regular attendance means that your child can make the most of their education, improving their chances in adult life.

EVERY DAY COUNTS!

Attendance

Attendance Matters



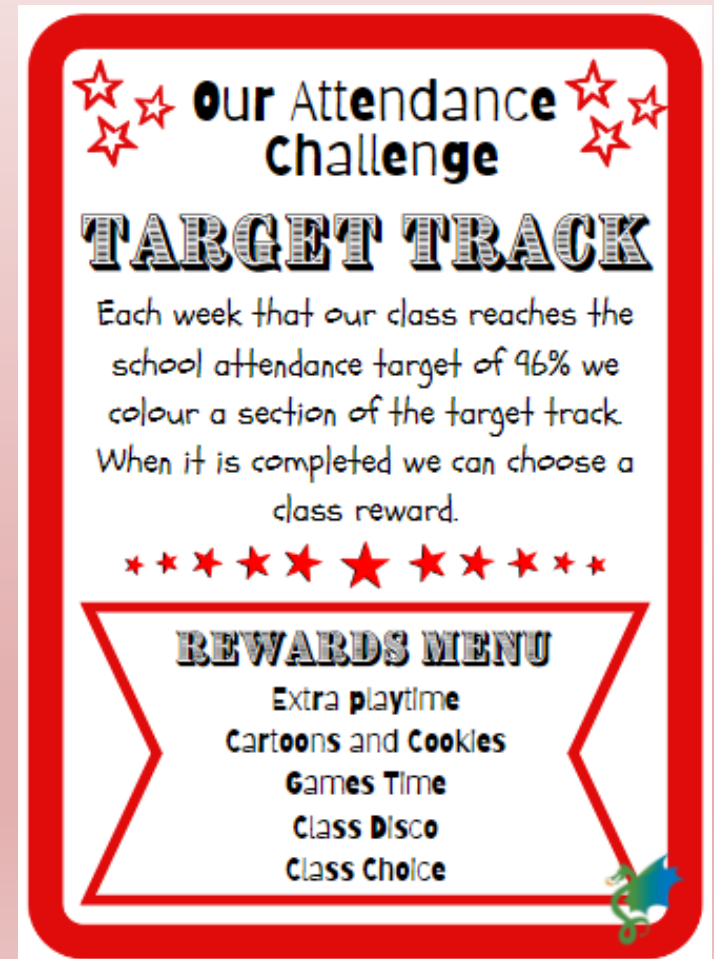

Attendance



Attendance

The school attendance target is **96%**.

Each week a class hits this target, they get to colour in a section of a 'Target Track'. When the track is completed, the class chooses a prize.



Attendance

There is also a 100% attendance weekly prize draw. Ten winners are drawn at random, they are celebrated in class briefings and can choose a prize from the prize box.

Classes are also awarded a trophy for 100% attendance the previous week.



Attendance Roles in School

SLT Champion - Clare Hayes

Learning Mentor - Sherren Barrett

Attendance Officer - Charlotte Codd



What to do if your child is poorly:





- Contact school (before 9am if possible) if your child is unable to attend school.
- You will be asked the reason for your child's absence and when you think that they might return.
- Contact school on EVERY DAY of your child's absence.

Children must be kept off school for 24 hours after a tummy bug.



How to help your child at home:

- homework menu
- school reading book and other books
- troll bridge/yellow brick road
- weekly Maths activities
- Numbots (Maths)



Healthy Snack

We provide a healthy snack every day. This will be either a piece of fruit or vegetables. They are organic and there is a good range. We all look forward to the strawberries in the summer, and the tomatoes are especially popular!

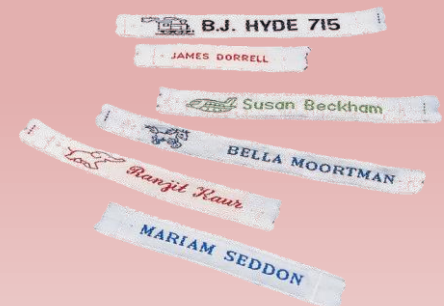
Children can bring their own healthy snack as an alternative.

Don't forget a named water bottle as well.



Marlcliffe Uniform Policy

- no jeans
- black or grey trousers, joggers, leggings, pinafores, skirts or long shorts
- summer dresses in warm weather
- red sweatshirts, jumpers or cardigans – with or without the Marlcliffe logo
- white or red polo shirts
- safe, waterproof and comfortable shoes or trainers (no heels)
- **PLEASE put names in clothes!**



Marlcliffe Uniform Policy

PE Kit:

- white T shirt
- navy or black shorts
- trainers or plimsolls
- long hair tied back (with your own bobble)



Jewellery is not allowed!

Your child can wear watches and very small stud earrings to school but not for P.E. – take them out at home in the morning.

School Bags

Please send your child with a bag – this is especially important to keep everything organised.



Blog

Please follow our blogs. You can find the links on our year group pages on the school website.

Please do keep checking the blog as we use this to post the All Star of the week and fun activities that we have taken part in.

All children featured have been given photo permission – please update your forms at the office if you wish to make any changes.



Finally...

We are so pleased with how the children have settled in to the new school year. If you have any worries or concerns throughout the year please make an appointment to speak to your teacher or email the school office. We are happy to help and advise wherever needed.



enquiries@marlcliffe.sheffield.sch.uk

0114 2344329