





Personal, Social & Emotional Development	Communication and Language	Mathematical Development															
<p>The children will learn to</p> <ul style="list-style-type: none">• Work and play cooperatively and take turns with others.• Show sensitivity to their own and to others' needs. <p>This half term we will continue to focus on the children working together collaboratively. They will be sharing their ideas, listening to each other's points of views and feelings and developing their confidence to speak in front of their peers. They will be developing their ability to give well-structured explanations.</p> <p>Celebrations:</p> <p>Halloween, Bonfire Night, Remembrance Day, Christmas, Birthdays and Naming ceremonies</p> 	<p>The children will learn to</p> <ul style="list-style-type: none">• Read and understand simple sentences. They use phonic knowledge to decode regular words and read them aloud accurately. They also read some common irregular words – 'Sight Words' <table border="1"><tr><td>he</td><td>she</td><td>we</td><td>me</td><td>be</td></tr><tr><td>was</td><td>you</td><td>they</td><td>are</td><td>all</td></tr></table> <ul style="list-style-type: none">• They demonstrate understanding when talking with others about what they have read. (Reading)• Use their phonic knowledge to write words in ways that match their spoken sounds. They also write some irregular common words – 'Sight Words'. <p>Spell</p> <table border="1"><tr><td>I</td><td>no</td><td>go</td><td>to</td><td>the</td></tr></table> <p>Writing –</p> <ul style="list-style-type: none">• To give meaning to marks they make as they draw, write and paint.• To write their own name and other things such as labels, captions <p>Can you form letters correctly? <i>Can you write your name?</i></p> <p>Speaking and listening-</p> <ul style="list-style-type: none">• To listen to and join in with stories and poems, one-to-one and also in small groups.• To listen to stories with increasing attention and recall <p><i>What is your favourite nursery rhyme?</i> <i>Can you retell your favourite story?</i></p> 	he	she	we	me	be	was	you	they	are	all	I	no	go	to	the	<p>During this half term the children will continue to practise and consolidate these key skills</p> <ul style="list-style-type: none">• Subitising – we will provide opportunities for children to instantly recognise small quantities – dice, dominoes, matching and comparison games up to 5• Counting on and back with 10 <p>Key Learning</p> <ul style="list-style-type: none">• Composition – we will develop children's understanding that all quantities are composed of smaller quantities• Know 1 more and 1 less than numbers to 5• Be able to name shapes – triangle, circle, square and rectangle• Be able to talk about the properties of some 2D shapes
he	she	we	me	be													
was	you	they	are	all													
I	no	go	to	the													
Understanding the World	Expressive Arts and Design	Physical Development															
<p>People Who Help Us:</p> <p>Key learning</p> <ul style="list-style-type: none">• Know that people do different jobs• Know and talk about what these jobs entail• Know who helps us at home and school• Know how to ask for help and who to ask <p>Signs of Autumn</p> <p>Outside we will observe the beginning of Autumn as the leaves change colour and the days become cooler and darker. We will be walking to the local park to find Autumn treasures.</p> <p>Vocabulary-</p> <p>Darker - When there is less light.</p> <p>Bare - When the leaves fall off the trees, there are no leaves left on them. The tree is bare.</p> 	 <p>Exploring Media & Materials- The children will be experimenting with different media such as paint, pastels, fabrics and natural materials to create winter crafts.</p> <p>Music – children will be practising songs for our Nativity performance.</p>	<p>The children will be continuing to follow the “Wiggle whilst you Squiggle” programme developing their gross and fine motor skills.</p> <p>There are daily opportunities for children to develop their physical skills in the outdoor area.</p> <p>P.E lessons – Gymnastics Unit and the Climbing Wall</p> <p>Can you move with control and co-ordination and keep safe?</p>															