



Reading in the Infants

Reading at Home

In the infants, children will bring home two books each day.

These will be changed weekly, after your child has read with an adult.

We ask that you sign your child's reading diary three times a week. There is no need for a comment: a simple signature will do.


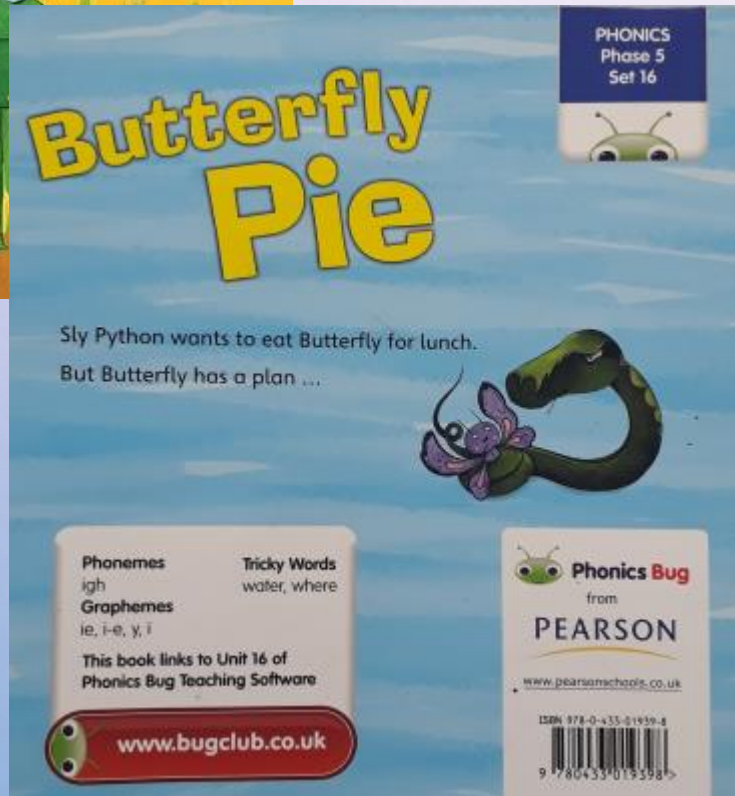

Reading at Home

Your child will bring home a phonetically decodable book which is closely matched to their phonic ability.

This means that children can sound out or read most of the words by sight.

This book will be a 'bug club' book.





Line B
26

About Earth

Join Zudu and his spaceship full of aliens as they travel around Earth. Find out why the sea is salty, why the sky is blue, why sunsets are red ... and so much more!

"It's an out of this world experience!"
Connor

www.bugclub.co.uk

Bug Club
from
PEARSON
www.pearsonschoolbook.co.uk

ISBN 978-0-435-00443-1
9 780435 004431

Mae in the Middle
Super Sleuth

MEDDLERS
Lickety Kwick and the Mixed-Up Fix

Mae in the Middle
Music Master

MEDDLERS
Tick, Tock Fix the Clock

Awesome Animal Adventures

About Earth
Hattie Cartwright

Before and during reading

1 Say the sounds and look at the new spellings

/igh/ ie i-e y i eigh

2 Blend the sounds

pi/lot	rise	flies
miles	in/side	by
fly/er	spy	height

3 Read the tricky words

wa/ter where

Point out the tricky bits of the words (i.e. the 'a' in 'water' sounds /o/, and the 'ere' in 'where' sounds /air/) and then blend the rest.

*Dots and dashes?
The dots show one sound made by one letter.
The dashes show one sound made by more than one letter.*



Comprehension

Ask the children to read the cover. What things can they name that fly? Point out that this is an information book. What kinds of information might they expect to be inside?

Vocabulary check

Check that the children understand the following words: pilot, spy, runway, height. If necessary, explain any which they do not know. Look at page 6 and discuss with the children what a 'jumbo jet' is. Explain that, as they read that page later on, they may be able to work it out if they do not know.

Reading the book

- Listen to the children reading the book. Ask them to say the sounds and blend them in order to read words they do not recognise immediately.
- On page 6, ask the children what they think an 'Airbus A380' is.
- On page 8, ask the children why they think the word 'cargo' is in bold type. Point out that any words in bold can be found in a section at the back called a 'Glossary'. This section explains what some of the special words mean. Do they know what 'cargo' is? Show the children how to turn to the glossary on page 16 to see if they are right.
- Ask the children to look out for any words in bold as they read.

After reading

Comprehension

- How many different kinds of planes can the children remember?
- Ask the children to look again at page 10 and talk about why a plane might be needed to drop water on flames.
- Turn to page 14. Can the children recall what Flyer 1 did?
- Did anything they read in the book particularly interest or surprise them?



Remember to prompt and praise!

Follow up

Speedy reading

Return to the words on the front inside cover (sections 2 and 3) and check children can sound out and blend these words confidently. Ask them to practise blending them until they can read them quickly.

Segmenting for spelling

Practise this spelling routine using the words in section 2.

- Say the word in a sentence, then on its own and ask the children to repeat it.
- Children say the sounds all through the word (segment) and either write a dash or hold up a finger for each sound.
- Children select magnetic letters or write down the grapheme for each sound, saying the sound quietly as they do so.
- Model the spelling by saying each sound as you write the word for the children to see.
- Children give themselves a tick for each grapheme in the correct place.

Copyright notice

All rights reserved. No part of this publication may be reproduced in any form or by any means (including photocopying or storing it in any medium by electronic means and whether or not transiently or incidentally to some other use of this publication) without the written permission of the copyright owner, except in accordance with the provisions of the Copyright, Designs and Patents Act 1988 or under the terms of a licence issued by the Copyright Licensing Agency, Saffron House, 6-10 Kirby Street, London EC1N 8TS (www.cla.co.uk). Applications for the copyright owner's written permission should be addressed to the publisher.

Art Direction by Jo Samways

Designed by Skandesign
Original illustrations © Pearson Education Limited 2008
Illustrations by Jess Mikhail
Picture research by Sally Cole and Caitlin Swain
Cover photo © Available Light Photography / Alamy
Back cover photo © George Hall/CORBIS
Printed and bound at Ashford Colour Press, Gosport, Hants.
Font: Pearson Education Limited
Teaching notes by Christine Jenkins

Acknowledgements

The author and publisher would like to thank the following individuals and organisations for permission to reproduce photographs:

© George Hall/CORBIS pp 2-3; © David Beeler/Transtock/Corbis p 4; © Adastral/Getty Images p 5; © Mario Tama/Getty Images p 6; © David Spurdens/Corbis p 7; © Israel images / Alamy p 8; © The Flight Collection/Photolibary.com p 9; © Corbis p 10; © Caroline Mardon/Rex Features p 11; © Ed Darack/Science Faction/Getty Images p 12; © Darryl L Wood/Corbis p 13; © POPPERFOTO / Alamy p 14; © Philip Wallick/Corbis p 15.

Every effort has been made to contact copyright holders of material reproduced in this book. Any omissions will be rectified in subsequent printings if notice is given to the publishers.

Published by Pearson Education Limited, a company incorporated in England and Wales, having its registered office at Edinburgh Gate, Harlow, Essex, CM20 2JE. Registered company number: 872828

www.pearsonschools.co.uk

Pearson is a registered trademark of Pearson plc

Text © Pearson Education Limited 2010

First published as part of the Rigby Star series

This edition 2010

20

11

British Library Cataloguing in Publication Data is available from the British Library on request.

ISBN 9781408260852

Reading at Home

Your child will also bring home a 'library book'.

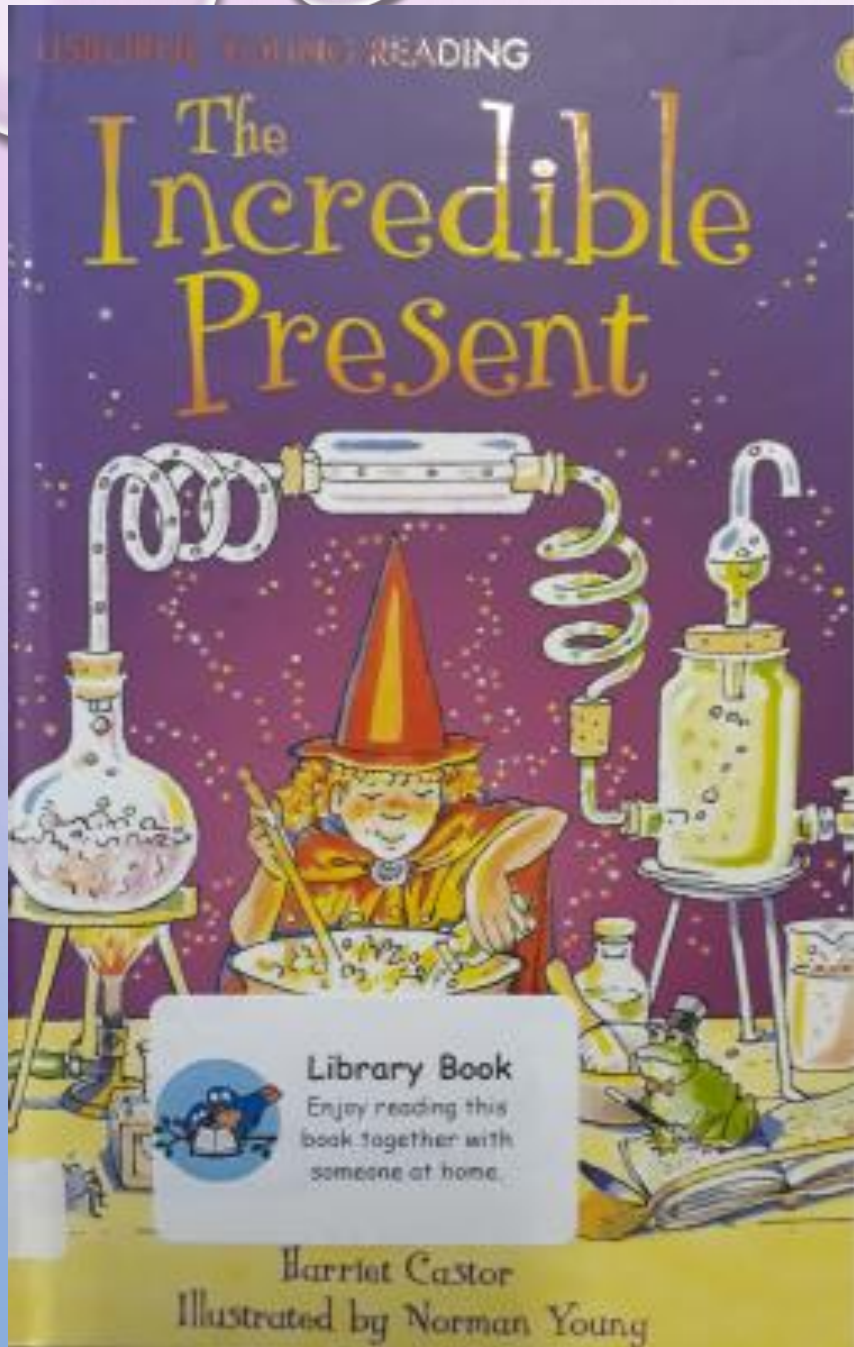
This is not at a level which they can read independently, but to be shared together.

This book provides a broad and varied range of vocabulary for you child.



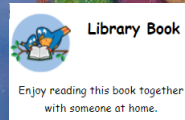

Library Book

Enjoy reading this book together
with someone at home.



Library Book

Enjoy reading this book together with someone at home.




Library Book

Enjoy reading this book together with someone at home.





Reading at Home Online Reading



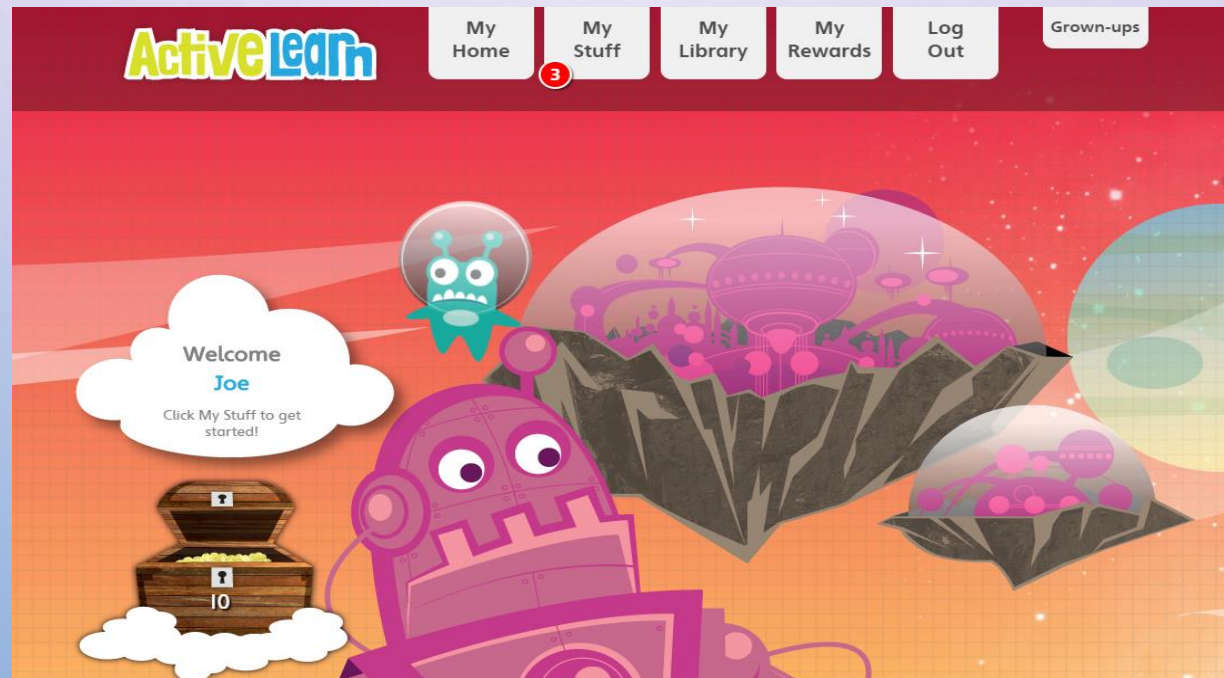
Your child will also be assigned online reading books matched to the sounds they have learnt in school.

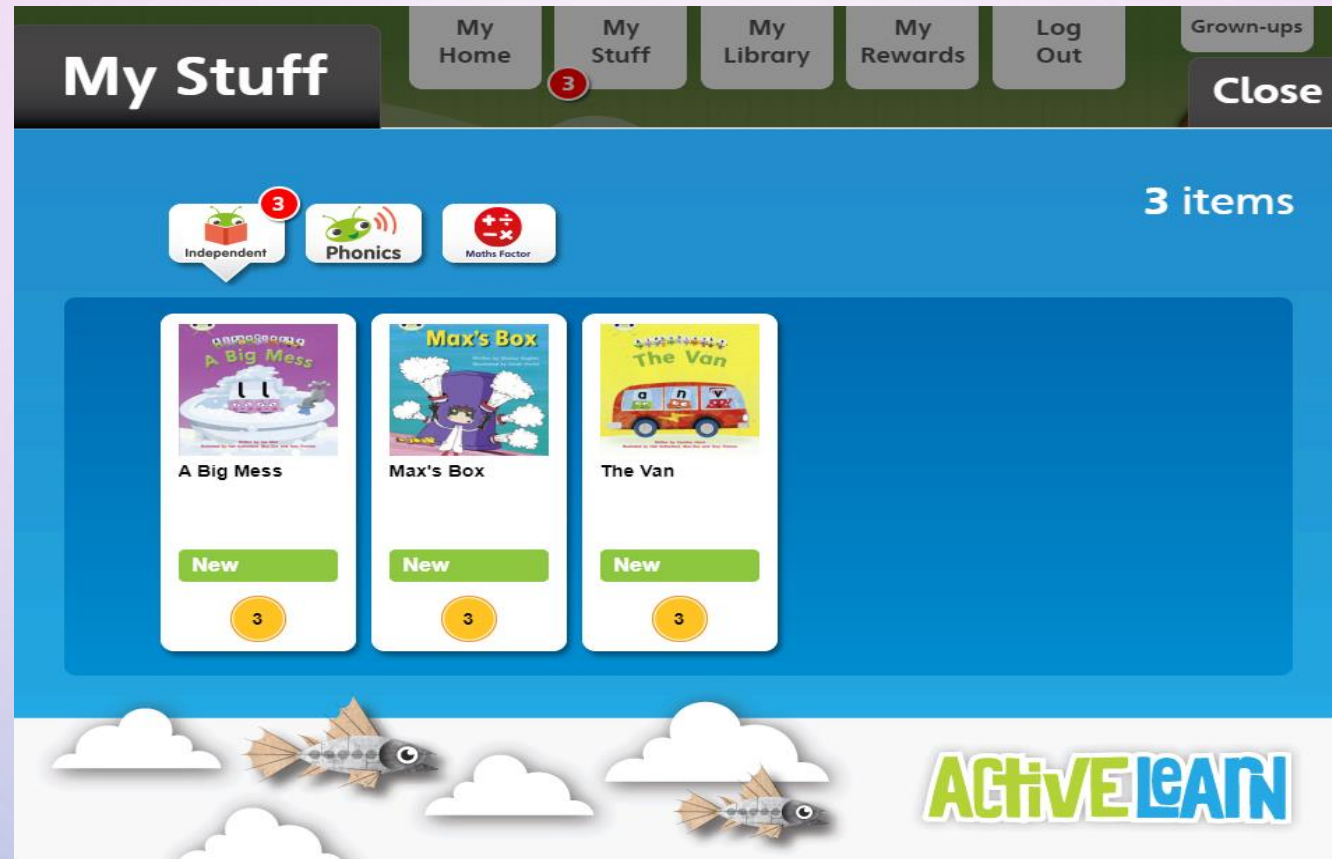
Go to www.Activelearnprimary.Co.Uk

Enter the login details (in your child's reading record)

Your child's homepage will appear.



These books will appear in the 'my stuff' area of their personal homepage.






These books will appear in the 'my stuff' area of their personal homepage.

Before and during reading

1 Say the sounds



2 Blend the sounds
 Say the sounds, then the word.
t-u-b, tub
h-o-p-s, hops
f-i-ll, fill
m-e-ss, mess

3 Read the tricky words
I into


Point out the tricky bit of the word (e.g. the 'o' in 'into' sounds /oo/) and then blend the rest.

Meet the Alphablocks

We are the Alphablocks. We each have our own special sound. When we get together, word magic happens! When we make a word, we say our sounds in turn and then blend them together.


Talk together
 Ask the children to read the title and look at the cover picture. What kind of mess do they think the story will be about? Ask if they have ever made a mess at both time. What happened?

Vocabulary check
 On page 3, check that the children realise that 'tub' is another word for 'bath'.

While you read

- Listen to the children reading the book. Ask them to say the sounds and blend them in order to read words they do not recognise.
- On page 5, what do the children think is going to happen next? Turn the page to see if they were right!
- On pages 6-7, encourage the children to read the text and speech bubbles with lots of expression.
- On pages 6-7, ask the children to find O. Which character is he looking at? If J. What do the children think he is going to do?

A Big Mess



Written by Joe Elliot
 Illustrated by Neil Sutherland, Blue-Zoo and Tony Trimmer

🔍
← Back
🔊 Read to me
Next →
✖

The ebooks have three main additional features to help your child. Find them in the 'independent' section of 'my stuff'.

Phoneme pronunciation guide: click on the bug icon to hear some of the phonemes (sounds) in the book.

Read to me: after your child has had a go at reading the book, you can click on this to hear the text read out loud e.g. To help your child with giving expression.

Quiz question: click on the second bug icon within the book to answer a question designed to reinforce your child's learning. Their teacher will receive information about attempted questions.



After reading

Story comprehension

- How do the Alphablocks make a bath appear? (They make the word 'tub'.)
- What goes wrong in this story? What causes the problem?
- How do the Alphablocks solve the problem?
- Do the Alphablocks have fun in the bath in the end? What do they do in the bath?
- Do the children have fun playing in the bath? What kinds of things do they like to do?

Picture detective

Ask the children to find on objects in the pictures that contain the:

/b/ sound (bath, bubbles)

Don't necessarily do all of these activities – just those that your children need.

Published by Pearson Education Limited, Edinburgh Gate, Harlow, Essex, S20 2JF.
www.pneumonschools.co.uk
Text © Alphablocks Ltd 2011
Designed by Neil Sutcliffe and Maggie Lantieri
Original illustrations © Alphablocks Ltd 2010, 2011
Alphablocks logo © Alphablocks Ltd 2010
Illustrated by Neil Sutcliffe and Maggie Lantieri, Blue Zoo and Tasty Tamar
Printed in the UK by Ashford Colour Press
Created in collaboration with Alphablocks Ltd
BBC and Clarettes logos are trademarks of the British Broadcasting Corporation and are used under licence.
BBC logo © BBC 1986, Clarettes logo © BBC 2002.
The right of Sue Elliot to be identified as author of this work has been asserted by her in accordance with the Copyright, Designs and Patents Act 1988.
First published 2011
15 14 13 12 11
10 9 8 7 6 5 4 3 2 1
British Library Cataloguing in Publication Data
A catalogue record for this book is available from the British Library

ISBN 978 1 438 29564 0
Copyright notice
All rights reserved. No part of this publication may be reproduced in any form or by any means (including photocopying or storing it in any medium by electronic means and whether or not transmitted or incidentally in some other use of this publication) without the written permission of the copyright owner, except in accordance with the provisions of the Copyright, Designs and Patents Act 1988 or under the terms of a licence issued by the Copyright Licensing Agency, Saffron House, 8-9 Kirby Street, London EC3N 8LN (www.cla.co.uk). Applications for the copyright owner's written permission should be addressed to the publisher.
Acknowledgements
We would like to thank the children and teachers of Bangor Central Integrated Primary School, St. Giles Infant School, Gloucestershire and Bishop Hardenden Primary School, Somerset for their invaluable help in the development and testing of the Alphablocks resources. Textures used in illustrations are from COTY.
Every effort has been made to contact copyright holders of material reproduced in this book. Any omissions will be rectified in subsequent printings if notice is given to the publishers.

When your child has finished the book, clicked on the phoneme pronunciation guide and attempted the quiz question, they will earn 'activelearn coins'.

By reading more books, your child will earn enough coins to 'buy' a reward in one of the bug club reward schemes.

When your child has finished a book, it will move to 'my library'. Children can read these books again if they want to, or they can choose new books from 'my stuff'.

Spelling at home Online

Your child will also have Bug Club Phonics games assigned.

These can be found in the Phonics tab.

These are consolidation tasks used to practice reading and spelling words containing sounds and spelling patterns which your child has learnt in school.





Whenever you open a game the first step is to click the play button and the narrator will provide the instructions for the game.

You can also click the guide button at the top right of the screen for written instructions.

Reading at School

Children will read to an adult, one-to-one, at least once a week.

Children are encouraged to read a range of non-fiction and fiction books.

We have regular story times, where the class are read to by an adult.

During our English lessons, we study different authors and read a range of genres.

Across the week we have choral reading sessions where the children read books appropriate to their reading ability, this is modelled by the teacher and all children are encouraged to participate

Every day we have a Phonics focus or session.