



Year 2 Newsletter

Spring 1 2026

Dear parents/carers,

Welcome back, I hope you have all had a wonderful holiday! Year 2 had an amazing start to the year in Term 1, I have been amazed at the effort and progress that has been made. We have lots of new and exciting topics to learn about this half term. Please see the curriculum overview attached to find out more.

Reading books – Please continue reading with your child daily and signing their reading record each time they read. Repetition helps to build confidence and fluency in reading! Reading books must be brought into school daily.

PE – PE days are Mondays, Thursdays and Fridays. I recommend that your child brings their PE kit into school on a Monday and then takes it home on a Friday.

Please do make sure that you've read the newsletter from Miss Wilson that has important information and dates for you to be aware of. If you haven't signed your children up for any clubs yet, please do so as soon as possible

I can answer any quick questions at the door but if you have anything more in depth you want to discuss, then please send me an email or ring the school so that we can arrange time for this.

Kind regards,

Miss Castle



@AbbottCommunityPrimary

@Abbott_CPS

www.abbott.manchester.sch.uk

www.abbott.manchester.sch.uk/class/class-2



Class Timetable



Year 2 Timetable: Autumn 2




	08:45 - 08:55	08:55 - 09:05	09:10 - 10:00	10:00 - 10:50	10:50 - 11:05	11:10-12:05	12:00 - 12:15	12:15 - 13:00	13:00 - 13:15	13:15-14:10	14:10 - 14:20	14:20-15:00	15:00 - 15:15
Monday	Registration/Independent Reading for Pleasure	Spellings	Phonics	Literacy	Break	Maths	Handwashing	Lunch	Handwriting	Week 1: Computing Week 2: Geography Week 3: Geography Week 4: Science Week 5: Science Week 6: Art	Break	PE with TY	14:50 - 15:10 Assembly
Tuesday			Phonics	Literacy		Maths				Week 1: Computing Week 2: Geography Week 3: Geography Week 4: Science Week 5: Science Week 6: Art		Week 1: Computing Week 2: Geography Week 3: Geography Week 4: Science Week 5: Science Week 6: Art	14:50 - 15:10 Singing Assembly
Wednesday			Phonics	Literacy		Maths				Week 1: Computing Week 2: Geography Week 3: Geography Week 4: Science Week 5: Science Week 6: Art		Week 1: Computing Week 2: Geography Week 3: Geography Week 4: Science Week 5: Science Week 6: Art	Whole Class Novel
Thursday			Phonics	Literacy		Maths				PE with TY		PSHE with DH	
Friday			Phonics	Literacy		Maths				PE with SRDF Music		Music	14:40 - 15:10 Celebration Assembly

Curriculum Overview

English

Lila and the Secret of Rain

- Instructions
- Recount
- Narrative
- Information text



Maths

Money

- Recognise and use symbols for pounds (£) and pence (p); combine amounts to make a particular value.
- Recognise and know the value of different denominations of coins and notes.
- Find different combinations of coins that equal the same amounts of money.
- Solve simple problems in a practical context involving addition and subtraction of money of the same unit, including giving change.

Multiplication and Division

- Solve problems involving multiplication and division, using materials, arrays, repeated addition, mental methods, and multiplication and division facts, including problems in contexts.
- Calculate mathematical statements for multiplication and division within the multiplication tables and write them using the multiplication (\times), division (\div) and equals (=) signs.

Science

Living things and habitats

- Explore and compare the differences between things that are living, dead and things that have never been alive.
- Identify most living things live in habitats to which they are suited and describe how different habitats provide for basic needs of different kinds of animals and plants and how they depend on each other.
- Identify and name a variety of plants and animals in their habitat, including microhabitats.
- Describe how animals obtain their food from plants and other animals, using the idea of a simple food chain and identify and name different sources of food.

Computing

Creating Pictures

Geography

'How does the geography of Kampong Ayer compare with the geography of where I live?'

- **Identify** and **describe** the location of where they live in the UK, within Europe and the world
- **Compare** their own location with the location of Kampong Ayer in the country of Brunei within Asia and also both locations in relation to the Equator and the north and south poles;
- Using maps, **identify** time differences and **estimate** distances between the UK and Brunei and between the UK, Brunei and other locations in the world;
- **Identify, describe** and **observe** the types of traditional homes found in Kampong Ayer and **compare and contrast** these with their own homes;
- **Identify** and **describe** the main elements which make up the weather and **understand** that weather conditions change from one moment to the next;
- **Observe** how, generally, temperature decreases towards the north and south poles and increases towards the Equator and suggest **reasons** for this pattern;
- **Identify** and **describe** appropriate forms of transport for particular journeys made and **explain** why boats and water taxis are used by almost everyone in Kampong Ayer;
- **Recognise, describe** and suggest **reasons** for the similarities between a school/ school life in one school in Kampong Ayer and their own school;
- **Identify** and **describe** the structure of typical tropical rainforest in Brunei and **describe, offer reasons** and **explain** how living things in tropical rainforests are adapted to cope in extreme heat and rain;

Art

Expressive Painting

- See how artists sometimes use paint in an expressive, loose way to create paintings full of life and colour.
- Recognise primary colours and mix secondary colours, experimenting with hues by changing the amount of primary colours I add.
- Use various home made tools to apply paint in abstract patterns.
- Use gestural mark making with paint, and incorporate the colours and shapes in the still life to make an expressive painting.

PSHE

- Anna's monster lies
- More than one friend

Music

Ralph Vaughan Williams



PE

Every Monday, Thursday and Friday.







PE Kits **MUST** be brought to school every Monday and taken home Friday.

Reading

Children will continue to have independent reading books to take home and they will begin to access the school library. Reading books can be changed ANY day, as needed.

To further support independent reading for pleasure, take a look at the suggestions below that are linked to the topics and authors we are focusing on this half term:



Home Learning


English

Daily reading: reading records to be signed and returned to school daily.

Spellings: regular practise of the spellings attached to the newsletter.

Maths

A worksheet will be sent home on Fridays. This is not to be returned to school. Answers will be emailed to parents, if needed.



Children also have access to online learning platforms that can be used at home.

Spellings

Below is a list of statutory spellings that children should know by the end of Year 2.

New Curriculum Spelling Lists Years 1 and 2

the	come	go	mind	clothes	past	sugar
a	some	so	floor	cold	father	could
do	one	by	because	gold	class	would
to	once	my	kind	hold	water	sure
today	ask	here	behind	told	again	eye
of	friend	there	whole	every	grass	should
said	school	where	any	great	pass	who
says	put	love	child	break	plant	Mr
your	are	push	wild	steak	path	Mrs
they	were	pull	most	busy	bath	parents
be	was	full	both	people	hour	Christmas
he	is	house	children	pretty	move	everybody
me	his	our	climb	beautiful	prove	even
she	has	door	only	after	half	
we	I	poor	old	fast	money	
no	you	find	many	last	improve	