



# Year 2 Newsletter

Autumn | 2025

Dear parents/carers,

Welcome back to Abbott- I hope you have all had a wonderful summer holiday! First of all, let me introduce myself: my name is Miss Castle. This is my second year teaching Year 2 at Abbott and I am very excited to welcome a new class. Joining us in Year 2 are Mr Massey and Miss Green, who the children are familiar with. We are extremely excited to welcome your children back to school. The website will be updated regularly so you will be able to see all the fun things we have been getting up to!

## PE

PE days are **Wednesdays and Fridays**. I recommend that your child brings their PE kit into school on a Monday and then takes it home on a Friday.

---

Please do make sure that you've read the newsletter from Miss Wilson that has important information and dates for you to be aware of. If you haven't signed your children up for any clubs yet, please do so as soon as possible

I can answer any quick questions at the door but if you have anything more in depth you want to discuss, then please send me an email or ring the school so that we can arrange time for this.

Kind regards,

Miss Castle



@AbbottCommunityPrimary

@Abbott\_CPS

[www.abbott.manchester.sch.uk](http://www.abbott.manchester.sch.uk)

[www.abbott.manchester.sch.uk/class/class-2](http://www.abbott.manchester.sch.uk/class/class-2)



Please email with anything you wish to discuss: [d.castle@abbott.manchester.sch.uk](mailto:d.castle@abbott.manchester.sch.uk)

# Class Timetable



## Year 2 Timetable: Autumn 1



	08:45 - 08:55	08:55 - 09:10	09:20 - 10:00	10:00 - 10:50	10:50 - 11:05	11:10-12:05	12:00 - 12:45	12:45 - 13:00	13:00 - 13:15	13:15-14:10	14:10 - 14:20	14:20-15:00	15:00 - 15:15
Monday	Registration/Independent Reading for Pleasure	Spellings	Phonics	Literacy	Break	Maths	Handwashing	Lunch	Handwriting	Week 1: Science Week 2: Science Week 3: Geography Week 4: Geography Week 5: Computing Week 6: Art	Break	Week 1: Science Week 2: Science Week 3: Geography Week 4: Geography Week 5: Computing Week 6: Art	14:50 - 15:10 Assembly
Tuesday			Phonics	Literacy		Maths				Week 1: Science Week 2: Science Week 3: Geography Week 4: Geography Week 5: Computing Week 6: Art		Week 1: Science Week 2: Science Week 3: Geography Week 4: Geography Week 5: Computing Week 6: Art	14:50 - 15:10 Singing Assembly
Wednesday			Phonics	Literacy		Maths				PE with Mr Yates		Music	Whole Class Novel
Thursday			Phonics	Literacy		Maths				Week 1: Science Week 2: Science Week 3: Geography Week 4: Geography Week 5: Computing Week 6: Art		Week 1: Science Week 2: Science Week 3: Geography Week 4: Geography Week 5: Computing Week 6: Art	
Friday			Spelling	Literacy		Maths				PE with SRDF	PSHE with Miss Harvey	PSHE with Miss Harvey	14:40 - 15:10 Celebration Assembly




# Curriculum Overview

## English

### Wild

- Recount
- Character description
- Narrative
- Poetry
- Information text



## Maths

### Number & Place Value

#### Numbers to 100

- Count to and from 100, forwards and backwards, from any given number
- Read and write numbers from 1 to 20 in numerals and words
- Count, read and write numbers to 100 in numerals
- Count in multiples of twos, fives and tens
- Recognise the place value of each digit on a two-digit number
- Identify, represent and estimate numbers
- Compare and order numbers from 0 up to 100; using  $<$ ,  $>$  and  $=$  signs
- Count in steps of 2, 3, 5 and 10

#### Addition and Subtraction

- Recall and use addition and subtraction facts to 20 fluently and use related facts up to 100
- Add and subtract numbers using concrete objects, pictorial representations, and mentally
- Solve problems with addition and subtraction

## Science

### Animals inc. humans

- Identify variety of animals and match to their offspring
- Lifecycles
- Describe the basic needs of animals inc. humans for survival

## Computing

### Coding

## Geography

### 'Why don't penguins need to fly?'

- **Identify, recognise** and **describe** the key geographical features of the Antarctic environment
- **Identify** ways in which penguins are adapted to the Antarctic environment
- **Identify** countries in Africa which lie within the Sahara desert
- **Identify, recognise** and **describe** the key geographical features of the Sahara desert
- **Explain** why Antarctica is a desert despite it being the coldest place on Earth
- **Describe** ways that the Arctic region and North Pole is similar to and different from (**compare** and **contrast**) Antarctica and the South Pole and offer **reasons** for such differences;
- **Describe** and **explain** the components of the food chain of an Emperor Penguin
- **Compare** and **contrast** the weather and climate of Antarctica and Zambia

## Art

### Explore and Draw

- Explore the local environment to find inspiration and collect natural materials
- Explore composition by arranging objects
- Photograph artwork
- Practise observational drawing
- Combine different drawing media
- Explore using line, shape and colour
- Cut out and collage to explore composition

## PSHE

- Let's get active
- Resilience – Bouncing back
- Who can help?

## Music

- Bob Marley



## PE

Every Wednesday and Friday





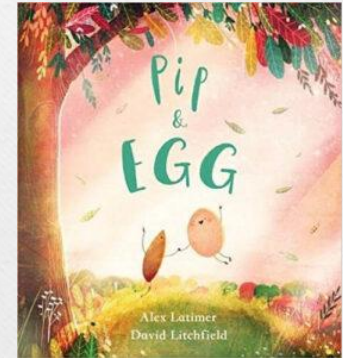


PE Kits **MUST** be brought to school every Monday and taken home Friday



# Reading

Children will continue to have independent reading books to take home and they will begin to access the school library. Reading books can be changed ANY day, as needed.

To further support independent reading for pleasure, take a look at the suggestions below that are linked to the topics and authors we are focusing on this half term:





# Home Learning

After listening to parent/carer feedback, we have made some slight changes to home learning for this year.


## English

Daily reading: reading records to be signed and returned to school daily.

Spellings: regular practise of the spellings attached to the newsletter.

## Maths

A worksheet will be sent home on Fridays. This is not to be returned to school. Answers will be emailed to parents, if needed.



Children also have access to online learning platforms that can be used at home.

# Spellings

Below is a list of statutory spellings that children should know by the end of Year 2.

## New Curriculum Spelling Lists Years 1 and 2

the	come	go	mind	clothes	past	sugar
a	some	so	floor	cold	father	could
do	one	by	because	gold	class	would
to	once	my	kind	hold	water	sure
today	ask	here	behind	told	again	eye
of	friend	there	whole	every	grass	should
said	school	where	any	great	pass	who
says	put	love	child	break	plant	Mr
your	are	push	wild	steak	path	Mrs
they	were	pull	most	busy	bath	parents
be	was	full	both	people	hour	Christmas
he	is	house	children	pretty	move	everybody
me	his	our	climb	beautiful	prove	even
she	has	door	only	after	half	
we	I	poor	old	fast	money	
no	you	find	many	last	improve	