


























EYFS Curriculum Overview

AREA OF LEARNING		Autumn 1	Autumn 2	Spring 1	Spring 2	Summer 1	Summer 2
Communication & Language	Listening, Attention and Understanding ELG 01	<p>Children are always practising the skills in Communication and Language. The following list highlights some of the opportunities the children have to development their communication and language: circle time, storytime, adult led/child led activities, purposeful play, Read to Write, the FANTASTIC's, STEM sentences and Chatta boards.</p> 					
	Speaking ELG 02						
Personal, social and emotional development	Self-Regulation ELG 03	<p>PSED is taught through day to day social interactions during child led and adult led activities, ability to follow rules and expectations set in school, response to circle time, mindfulness, peer massage, yoga, using the toilet, changing footwear and putting on their coat as well as PSED sessions.</p>					
	Managing Self ELG 04	<p>Jigsaw unit: Being me in my world</p> 	<p>Jigsaw unit: Celebrating difference</p> 	<p>Jigsaw unit: Dreams and goals</p> 	<p>Jigsaw unit: Healthy me</p> 	<p>Jigsaw unit: Relationships</p> 	<p>Jigsaw unit: Changing me</p> 
	Building Relationships ELG 05						
Physical development	Gross Motor Skills ELG 06	Introduction to PE	Fundamentals	Gymnastics	Dance (DDMix)	Ball Skills	Games
	Fine Motor Skills ELG 07	 <p>Indoor/Outdoor environment Squiggle while you wiggle Balance bikes</p> <p>Indoor/Outdoor activities Squiggle while you wiggle Dough Disco Finger Gym Drawing Club</p> 					
Literacy	Comprehension ELG 08	<p><u>Sequence</u> Sharing a shell When Frank was Four Stuck Dogger Non-fiction animal books</p>	<p><u>Vocab</u> Oi! Get off our train! Rosie's Walk Who Sank the Boat? The Journey Home Floating and Sinking</p>	<p><u>Explain</u> Window Supertato Super worm The Jolly Postman Non fiction: People who help us books</p>	<p><u>Retrieval</u> What really happened to LRRH There's no dragon in this story Revolting rhymes Jack and the Beanstalk Non-fiction Paws and Claws!</p>	<p><u>Predict</u> The Snail and the whale The Rainbow Fish Paper planes Non fiction: One Tiny Turtle</p>	<p><u>Infer</u> How to Hide a Lion The Problem with Penguins Owl Babies Big Bad Owl The Curious Garden</p>
	<p>Word Reading ELG 09</p> 	Read single-letter Set 1 sounds	Read all Set 1 sounds; blend sounds into words orally	Blend sounds to read words; read short Ditty stories	Read Red Storybooks	Read Green Storybooks; read some Set 2 sounds	Read Green or Purple Storybooks

	Writing ELG 10	To tell and write a losing story	To tell and write a journey story.	To tell and write a superhero story	To tell and write a traditional tale	To tell and write a friendship story	To tell an environment story
							
	Other genres explored	Recount	Invitation	Letter	Instructions	Poem	Letter
	Grammar: word	is, it, in, at, and, the	I, no, go, to	he, she, we	me, be, was, no	my, they, her, all are, have, like, some, come, you, were, little, one, all, do, when, out, what	
	Grammar: sentence	Make labels, captions and lists		Combining words to make short sentences		Combining words to make short sentences. Use 'and' to join words and clauses.	
	Grammar: text	Sequencing spoken sentences to form short narratives orally. To use repeated story language. Begin to use time adverbials. (First, next, then) Help retell stories orally to support writing.		Sequence sentences to form short narratives. Help retell stories orally to support writing (depending on developmental stage)			
	Grammar: punctuation	Letter formation	Build on previous unit plus separation of words with spaces	Build on previous unit plus personal pronoun, capital letters and full stops		Build on previous unit plus capital letters for names	
Mathematics	Numbers ELG 11	Build on previous experiences of number from their home and nursery environments, and further develop subitising and counting skills. Explore the composition of numbers within 5. Begin to compare sets of objects and use the language of comparison.		Continue to develop subitising and counting skills and explore the composition of numbers within and beyond 5. Begin to identify when two sets are equal or unequal and connect two equal groups to doubles. Begin to connect quantities to numerals.		Consolidate counting skills, counting to larger numbers and developing a wider range of counting strategies. Secure knowledge of number facts through varied practice.	
	Numerical Pattern ELG 12						
	Shape, space & measure	Capacity Size Mass Pattern	Length & Height Time Order & Sequence	2D shapes Tangrams Positional Language	Pattern Mapping	Spatial reasoning Match, rotate, manipulate	3D shape Day & Night
Understanding the world	Past and Present ELG 13	Why do we wear different clothes at different times of the year?		What are our favourite celebrations each year?		How have I changed since I was a baby?	
	People, Culture and communities ELG 14	Which stories are special and why? 	Which people are special and why? 	Which places are special and why? 	Which times are special and why? 	Where do we belong? 	What is special about our world and why? 

	The Natural World ELG 15	Materials	Seasons	Space	Local area Exploring other countries	Animal including humans	Habitats
	Dovedale's Digital World	<u>Computer Science</u> Exploring Beebots 		<u>Information technology</u> Taking photographs Using simple programs Technology hunt 		<u>Computer Science</u> Beetbot screen emulator Programming a ladybird 	
Expressive arts and design	<u>Creating with Materials</u> ELG 16	<u>Drawing & Painting</u> Mark making with different materials, textures and objects		<u>Drawing & Painting</u> Observational drawing		<u>Textiles Print & 3D Sculpture</u> Making lines and patterns with natural objects	
		Self portraits 	Bon fire pictures with colour mixing and printing with straws 	Jackson Pollack 	Kandinsky 	Claude Monet 	Hokusai Andy Goldsworthy 
	<u>Being imaginative and Expressive</u> ELG 17	The environment allows children to represent their own ideas through art, music, roleplay.					
		Chant to the Animals Explore and learn chants that tell a story. Know that a chant uses speaking voices musically.	Creative Moves Find and move to the beat. Move creatively, expressively and with control.	Lilting Lullaby Pitch match with accuracy when singing. Feel the lilt of a 2–3 pattern of beats in music with five beats.	Number Time Sing with expression. Hear, draw and sing melody shapes.	Wellbeing Matters Learn to explore and share emotions. Follow a leader to play loudly and quietly.	Beep Beep Toot Toot Sing songs rhythmically. Combine words to compose rhythms.