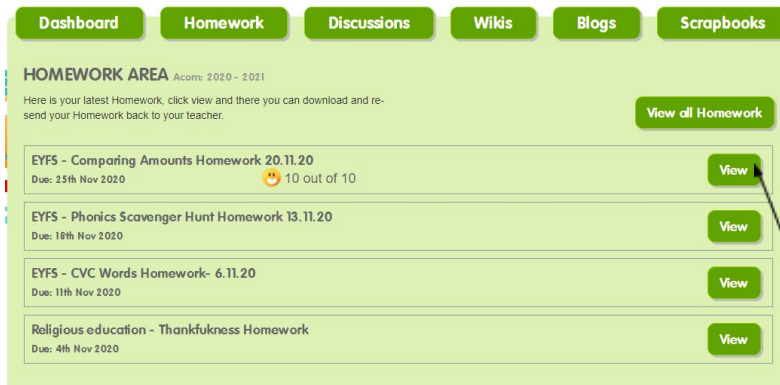


School Spider Instructions

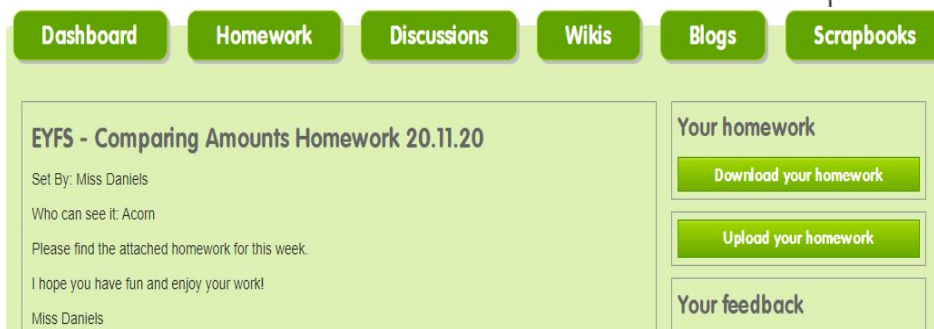
- Once in the '**Homework Area**' click on '**View all homework**' to show all homework options.



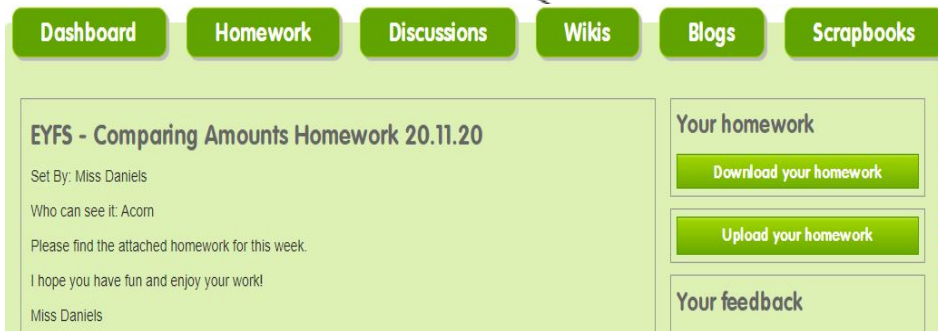
- Click on the '**View**' button to display the required homework.



- On the right-hand side there is a button –'**Download your homework**', this will download any tasks, worksheets and recorded lessons.



- When you have watched any lessons, completed the task and any worksheets, these can be uploaded for the teachers to mark and provide feedback on. **This will only be viewed by you and your child.** This function is also on the right-hand side – use the button, ‘Upload your homework’.



- When the class teacher has provided **feedback**, this will be shown under the ‘Upload your homework’ button – this can only be viewed by you and your child.



- On the left-hand side there will be instructions and the facility to chat to teachers and friends about the work set. **This is viewed by everyone.** It is just like being in class and asking questions or making suggestions. Children can ask for help if needed, as they would in class and they can support each other along with the teacher by writing comments, adding an image, adding a file or a YouTube video.

