

Stage 1 - Units A&B

In Harmony

Key Vocabulary

Pairs		
Start & Stop	Loud & Quiet	High & Low
Movements		
Clap hands	Rub hands	Wiggle fingers
Stamp feet	Pat knees	Tap head
Tickle toes	Stand still	Turn around
Sit down	Stand up	Stretch up
Resources		
Drum	Claves	Egg shakers
Lyra	Teddies	

Sound Bag

-
-
-
-
-

Listening/Movement:

Clog Dance - Can you hear the sound the wooden clogs make?
(Peter Ludwig Hertel 1864/John Lanchbery 1959 - La fille mal gardee -ballet)

Personages with Long Ears - Listen for the donkey bray: 'hee-haw'. High and low.
(Camille Saint Saens—Carnival of the Animals 1886)

Also Sprach Zarathustra - Fanfare - 'Sunrise'
(Richard Strauss 1896)

Creative: Zebele. Explore instruments and create ensemble performance.

SONGS—Song Set 1

Head Tum Toes



Round and Round



Seesaw



Cobbler Cobbler



SONGS—Routine

Make a Circle

I Can Rub High

Everybody Stand Still

Clap hands

Tick Tock

Thank you

Goodbye Now

Lining Up

Hello Everyone



Stage 1 Units C&D

In Harmony



Key Vocabulary

Pairs		
Slow & Fast	High & Low	
Movements		
Bend knees	Flap feet	Crouch
Kneel	Cross legs	
Elves & giants	Snail & mouse	
Resources		
Scarves	Claves	Bells
Voices		
Speaking	High	Low
Whispering	Singing	

Movers on the bus:

Clappers, jumpers, hoppers, stampers.

Phonics on the bus:

Gorilla goes g g g



Ball goes b b b



Drum goes d d d



Popcorn p p p



Snake s s s



Bells triangle words:

Triangle, triangle, it has three sides,
123, 123, 123 sides.

Listening/Movement:

Cuckoo—How many cuckoos?
(Camille Saint Saens—Carnival of the Animals 1886)

Slow and Fast—Move slowly when the music is slow. Move quickly when the music is fast.

(Hap Palmer 1995)

In the Hall of the Mountain King
— tiptoe lika creature. Get faster with the music

(Edvard Grieg 1875)

SONGS—Routine

Everybody crouch like a frog

Have you brought your _ voice?

SONGS—Song Set 1

Slowly slowly



Jackaroos



Hey Mr Woodpecker



Bells in the Steeple



Stage 1— Units E&F

In Harmony

Key Vocabulary

Pairs		
Short & smooth	Loud & soft	
Movements		
Heel lift	Toe lift	Leg swing
Hip pop	Shoulder pop	Chicken wing
Bird wing	Arm circles	Arm rainbows
Instruments		
Bells		
Voices		
High singing	Low singing	Short singing

SONGS—Song Set 1

Sway trees sway



Raining.



Sway sway turn

Swing Me

Band on the bus:

Drum goes bang



Shaker goes shake



Bells go ding



Band goes play



Dynamics—loud and soft

Teddy Bear Teddy Bear

Teddy Bear, teddy bear sit on the ground,

Teddy Bear, teddy bear turn around.

Teddy Bear, teddy bear dance on your toes,

Teddy Bear, teddy bear touch your nose.

Teddy Bear, teddy bear stand on your head,

Teddy Bear, teddy bear time for bed.

Teddy Bear, teddy bear switch out the light,

Teddy Bear, teddy bear say goodnight.



Listening/Movement:

The Waltzing Cat

(Leroy Anderson)

Dolly Berceuse - Follow Teddy and a rainbow adventure.

(Gabriel Faure)

Live Music—calm and stormy

Creative:

Weather soundscape

- Graphic score and instruments.

Stage 2 - Unit A

In Harmony

Key Vocabulary

Movements	Clap hands, stamp feet, rub hands, wiggle fingers and toes, tap heads, pat knees, crouch, sit down, stand up, kneel, cross legs.
Voices	Low, high, whispering, singing
Instruments	Egg shakers, claves, drums, wooden instruments.
Spider	Two sounds
Fly	One sound
Pulse 	Like a ticking clock or heartbeat
Rhythm	Rhythm creatures and people.
Pitch	Body pitches: Head, Tum, Toes

Sticks and Blobs Level 1

Seesaw

Rhythm creatures: Spider + fly



Spider



Fly

Rhythm people: Jogging + walk




Jogging




Walk

Body pitches: Head + tum




Head



Tum



Head head



Tum tum

Listening:

Clog Dance - Can you hear the sound the wooden clogs make?
(Peter Ludwig Hertel 1864/John Lanchbery 1959 - La fille mal gardee - ballet)

Personages with Long Ears - Listen for the donkey bray: 'hee-haw'. High and low.
(Camille Saint Saens—Carnival of the Animals 1886)

Also Sprach Zarathustra - Fanfare - 'Sunrise'
(Richard Strauss 1896)

Creative: Zebele. Explore instruments and create ensemble performance.

SONGS—Song Set 1 & 2


Head Tum Toes



Seesaw



Chocolate Treats



Cobbler Cobbler



SONGS—Routine

Make a Circle

I Can Rub High

Hello Everyone



Everybody Crouch like a Frog

Clap hands

Tick Tock

Thank you

Goodbye Now

Lining Up

Stage 2 - Unit B

In Harmony

Key Vocabulary

Singing voices:	Low & high, quiet & loud, short & smooth, slow & fast, thinking
Instruments:	Jingle bells, Celesta, string instruments, clarinet
Rhythm Creatures	Spider, fly, snail.
Rhythm People	Walk, jogging, stride
Body Pitches	Toes, Knees, Tum, Head, Stretch

SONGS—Song Set 1 & 2

Round and Round



Mrs White



Jack in the box



Footprints



Sticks and Blobs Level 1

Cobbler Cobbler, Round and Round and Head Tum Toes

Rhythm creatures: Fly, spider + snail



Snail

Rhythm people: walk, jogging + stride.

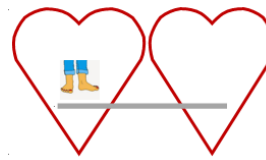


Stride

Body pitches: Head + tum, Head, tum + stretch. Head, tum +toes



Toes



Toes



Stretch

Listening:

Hens and Roosters—The hens are pecking and the rooster crows ‘Cock-a-doodle-doo’

(Camille Saint Saens—Carnival of the Animals 1886)

Kangaroos—Listen to the kangaroo jumping and then falling asleep!

(Camille Saint Saens—Carnival of the Animals 1886)

Dance of the Sugar Plum Fairy—‘Drops of water shooting from a fountain’. Listen especially to the celesta with a bell-like sound, pizzicato strings and the clarinet.

(Pyotr Tchaikovsky—Nutcracker Ballet—1892)



Stage 2 - Unit C

In Harmony

Key Vocabulary

Voices	Choo, zoom, beep.
Hands	Nail, knuckles, palm, joints , thumb, fingers, heel.
Instruments	Bells
Body Pitches	Toes, Knees, Tum, Head
Rhythms	Spider, fly, snail and shh Jogging, walk, stride and rest

Sticks and Blobs Level 1

Slowly slowly and Hey Mr Woodpecker

Rhythm Creatures: Spider, fly, snail + shh



Shh

Rhythm People: Jogging, walk, stride + rest



Rest

Body pitches: Head + tum. Head, tum +toes

Listening:

Cuckoo

(Camille Saint Saens—Carnival of the Animals 1886)

Tortoise

(Camille Saint Saens—Carnival of the Animals 1886)

Slow and Fast Hap palmer

(Hap Palmer)

Happiness

Nutcracker

(Tchaikovsky—Nutcracker Ballet—)

SONGS—Song Set 1 & 2

Slowly slowly



Hey Mr Woodpecker



Chinese New Year 

Jackaroos. 

Stage 2 – Unit D

In Harmony


Key Vocabulary

Voices	Singing, quiet/loud, whisper, mm mm, short/smooth, slow/fast, choo choo, zoom zoom, beep beep, thinking
Feet	Sole, toes, heel, tiptoe, point.
Rhythms	Fly, spider, snail, slug, shh Walk, jogging, stride,

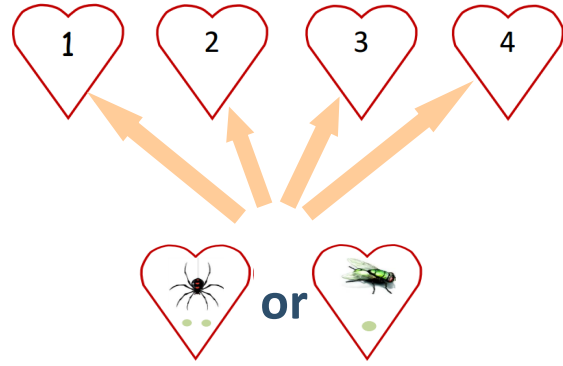
Sticks and Blobs Level 1

Hey Mr Woodpecker and Bells in the Steeple

Rhythm creatures: Spider, fly, rest + slug.



Composing:



Bells warm up

Down, down, down, out, out, out,
Up, up, up, out—
Down out up, down, out, up
Down, out, up, down—

Johnny Whoops

Johnny, johnny, johnny, johnny,
Whoops johnny, whoops johnny,
Johnny, johnny, johnny!

Listening:

Ballet of the Unhatched Chick.

(Camille Saint Saens—Carnival of the Animals 1886)

Vivaldi's Spring

(Antonio Vivaldi—Four Seasons)

Hap Palmer woodpecker

(Hap Palmer)

SONGS—Song Set 1 & 2

Oliver Twist



Mary had a little lamb



Hello, hello tum knees toes

Bells



Hot Cross Buns



Stage 2 - Unit E

In Harmony

Key Vocabulary

Magic muffin sounds	Shh, sss, fch, mmm, ooo, aaa, ng, bleurgh!
Voices	Head, tum, toes Thinking
Pitch	High and low
Resources	Bells, scarves, drums, claves, wrist bells, lycra,

Sticks and Blobs Level 1

Sway Trees Sway


Rhythm creatures: Spider, fly + snail



Rhythm people: walk, jogging + stride.



Body pitches: Head, Stretch, Tum



Listening:

The Waltzing Cat—listen out for the cat ‘miaowing’.

(Leroy Anderson)

Dolly Berceuse—cradle song

(Gabriel Faure)

Barcarolle—swinging pulse

(Hoffman)

Hound Dog—Blues

(Jerry Leiber and Mike Stroller)

Creative: Weather Soundscape.

Pitter patter, drip drop, bang, flash, whistling, rustling, icy, scorching, dry, still, dancing, crashing, calm, stormy.

SONGS—Song Set 1 & 2

Sway Trees Sway



Raining



Hi lo Chickalo



Bow wow wow



Clocks



Stage 2 - Unit F

In Harmony

Key Vocabulary

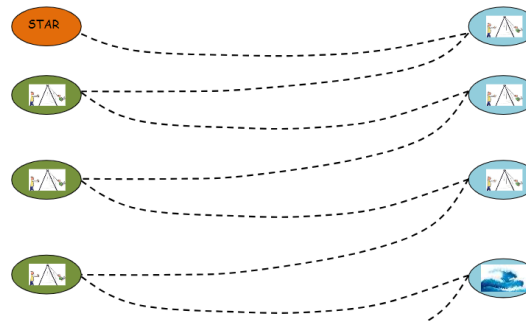
Voices	mm mm, thinking.
Rhythms	Fly, spider, snail, shh, caterpillar
Pitches	Toes, knees, Tum, Head, Stretch
Beat	Pulse, feel in your body and identify in a new piece.
Resources	Bells, scarves, gathering drum, rain makers

Rhythm

Rhythm Creatures: Caterpillar



Pulse: Swing me



Clocks subdivision

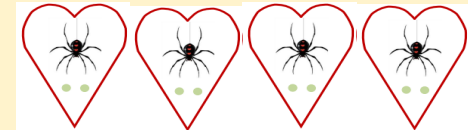
Big clock =

tick tock tick tock




Small clocks=

ticka tocka ticka tocka



Little watch =

tickatocka tickatocka tickatocka tick



Listening:

The Syncopated Clock

(Leroy Anderson)

Tap your stick

(Hap Palmer)

The Lark Ascending

(Ralph Vaughan-Williams)

SONGS—Song Set 1 & 2

Rain is falling down 

Swing Me 

Swallows in the Sunshine 

Sally Go Round the Sun 



Stage 3 - Unit A

In Harmony

Key Vocabulary

Pulse		The heartbeat of the music.
Beat		Individual measure of pulse.
Rhythm		The pattern of long and short sounds we often get from the words of a song.
Blob		Circle/oval shape in Sticks and Blobs
Same		When a blob matches the previous one.

Sticks and Blobs Level 1 & 2

Cobbler Cobbler and Seesaw

Beanbags and bells: colours



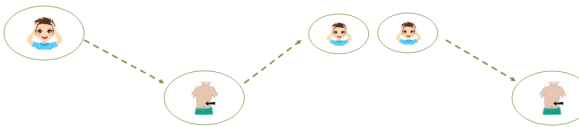
Green, green, yell, yell, green, green, yell.

Same:



Green **same**, yell **same**, green **same**, yell.

Body pitch contours:



Rhythm:
Stick
Notation



titi



ta

Pulse poem

H.E.L.L.O

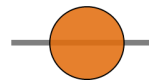
This is how we say hello.

Move your feet to the beat,

Can you feel your heartbeat?



Space



Line

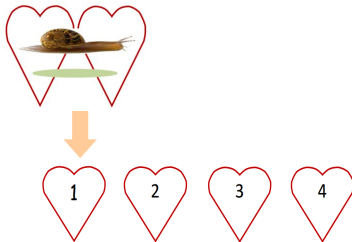
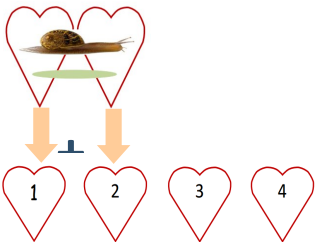
Listening/Movement:

The Little Train of the Caipira—Listen out for the different sounds of the steam train. [BBC 10 pieces] (Heiter Villa-Lobos— 1930)

Can-Can—it's fast, but not always loud. (Offenbach—Orpheus in the Under-world)

Creative:

Being the teacher in Copycat.
Making up patterns on percussion in games and songs



SONGS—Song Set 3

Welcome Everybody

John Kanaka



Head Head Tum Toes



Engine Engine



Pumpkin Pumpkin



Starlight Starbright

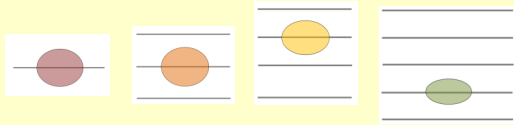


Stage 3 - Unit B

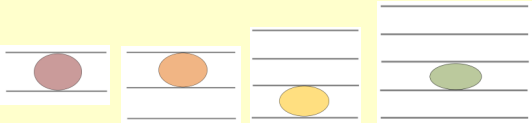
In Harmony

Key Vocabulary

Line note



Space note



Handy stave

One hand held out, palm facing you.

Note

The circle or blob that shows high and low sounds

Rest

A beat or group of beats with no sound.

Ostinato

Repeated pattern.

Repeat sign

When you get to the symbol bounce back to the beginning



SONGS—Song Set 3


Winter Creeps




Sticks and Blobs Level 1

Mrs White & Bells in the Steeple

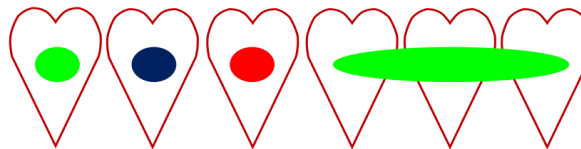
Rhythm notation: titi + ta.




Body pitches: two beats, three beats. Head, stretch + tum. Head, tum + toes



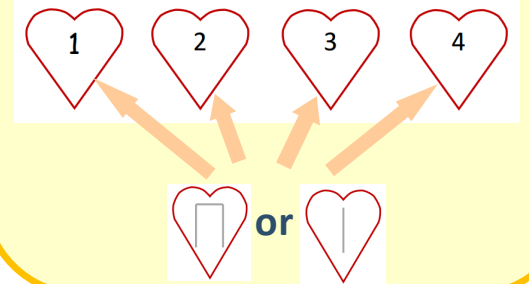
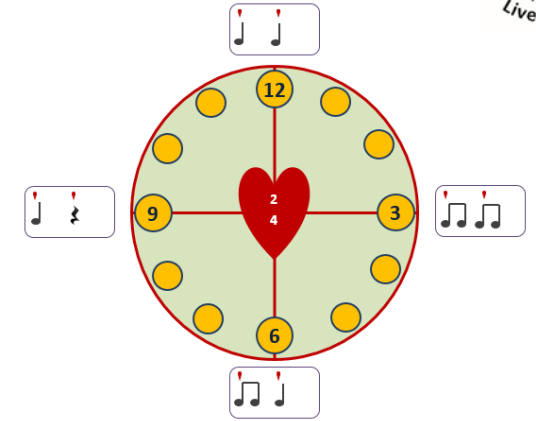
Bells: green, blue and red



Red, yell, green.



Rhythm Clock



Listening/Movement:

Fossils— What sound qualities does the xylophone have?

(Camille Saint Saens—Carnival of the Animals 1886)

Trepak—Russian Dance

(Pyotr Tchaikovsky—Nutcracker Ballet—1892)

Stage 3 - Unit C

In Harmony

Key Vocabulary

Dalcroze conducting	Using our arms to show the pattern of beats: 2, 3 or 4. Down up, down out up or down in out up.
Body pitch scale	Toes, knees, tum, head, stretch.
Pitch	The high and low sounds we produce when we sing or play instruments <div style="text-align: center;"> <p>High</p> <p>Low</p> </div>

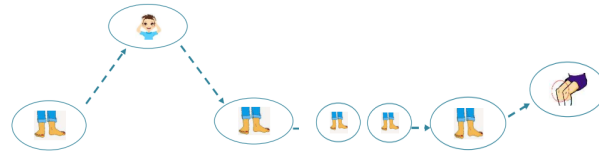
Sticks and Blobs Level 2

Chocolate Treats & Chinese New Year.

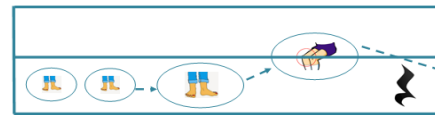
Stick Notation: Ta, Titi and Sh



Body pitches: toes and tum, toes and knees.



Lines and Spaces:



Conducting in 3

123,
ABC,
Arms copy me,
This song is in 3.

There are some words
All about 3
Listen carefully
Say them after me

Triangle
Tricycle
Triceratops
That's where it stops.

Listening/Movement:

Wild Horseman

(Schumann)

Winter

(Vivaldi)

Handy Stave



Step



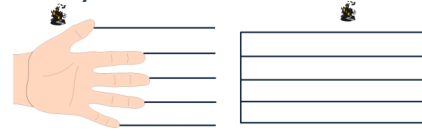
Jump—Spaces



Jump—Lines



Handy stave - 5 line stave



SONGS—Song Set 3

Hi Bonjour



Hear the Old Church Bells

Hill n Gully



Hey Jim Along



Old Brass Wagon




Owlet



Stage 3 - Unit D

In Harmony

Key Vocabulary

Arms:	Wrists, forearm, elbow, upper arm, shoulder.
Tika tika	 (running faster)
Stave	5 parallel lines that the musical notes are written on.
Piano	quiet
Forte	loud

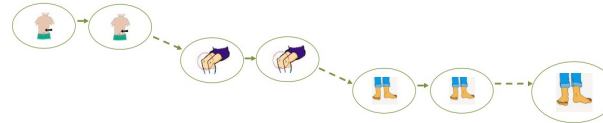
Sticks and Blobs Level 2

Footprints, Hot Cross Buns

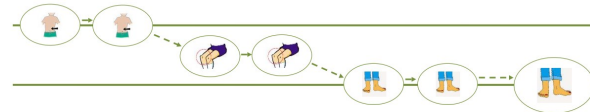
Stick Notation: ta, titi + sh



Body pitches: tum knees toes + same



Lines & Spaces:
Space/Line + same



Handy Stave Lines and Spaces

To the tune of Jelly on the Plate:

12345, 12345

12345 12345 123!

Line number 3

A special place to be

Count from the bottom 123

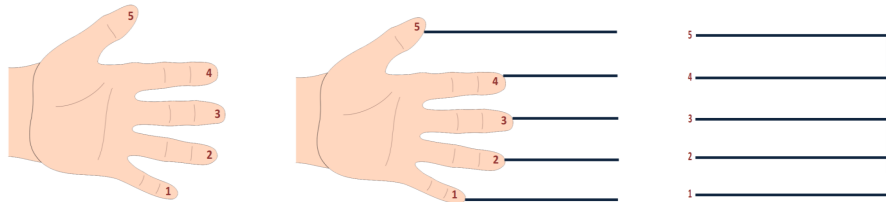
Count from the top 543

Line number 3

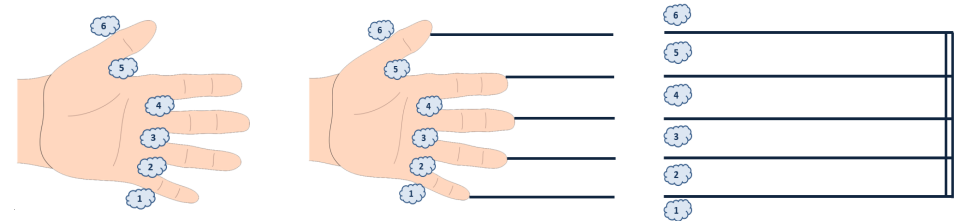
A special place to be

Sing 123-456- to the tune of Winter Creeps for the spaces.

Handy Stave/stave line numbers



Handy stave/stave space numbers



SONGS—Song Set 3

Miss Mary Mack



Listening/Movement:

Haul away Joe

18th century shanty

The Aviary

(Camille Saint Saens—Carnival of the Animals 1886)

Ballet of the Unhatched Chicks

(Camille Saint Saens—Carnival of the Animals 1886)

Stage 3 - Unit E

In Harmony

Key Vocabulary

Triad. Body pitch to Solfa	Three notes on a team. Head, tum, toes Soh, mi, doh.
Solfa	doh, re, mi, soh. New language for pitch including handsigns.
Body pitch scale	Toes, knees, tum, ribs , head, stretch, head, ribs , tum, knees, toes.

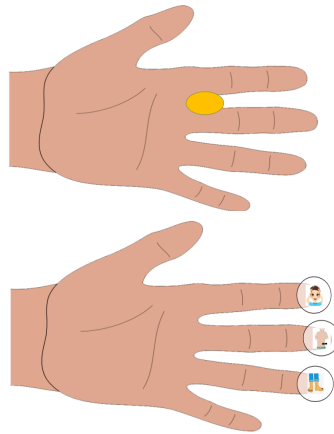
Handy Stave

Individual blobs.

Space or line?

Head tum toes:

Body pitch triad.




Sticks and Blobs Level 2

Sway Trees Sway/ Round and Round, Head Tum Toes.

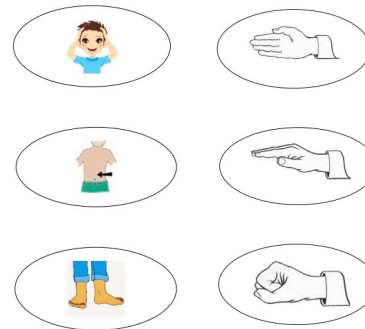
Stick Notation: ta, titi, sh + two.



Body pitches: head - stretch. Head, stretch + tum.



Solfa: soh, mi +doh.



Rhythmic body percussion

Jump, clap, on your knees, clap.

Arm hand arm, shh hand arm,

Chest clap clap chest clap clap
chest clap clap chest,

Click click click click

Listening/Movement:

Hoedown

(Aaron Copland)

SONGS—Song Set 3/4

Hello Hello mi re doh

Jelly on the Plate



Cowboy Chorus

Circles



If at Night



Stage 3 - Unit F

In Harmony

Key Vocabulary

Solfa scale	Adding fa. doh, re, mi, fa, soh la
Rhythms	Two, Ta, titi, tika tika, sh
Beat and words	Pulse vs Rhythm

Sticks and Blobs Level 2

Clocks.

Stick Notation: + tika tika



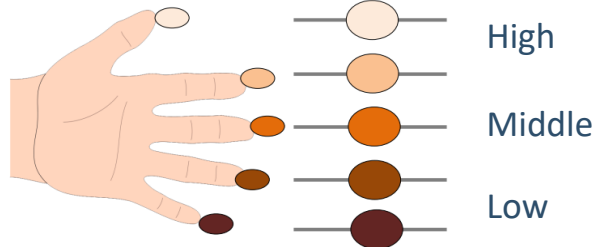
Solfa: mrd,



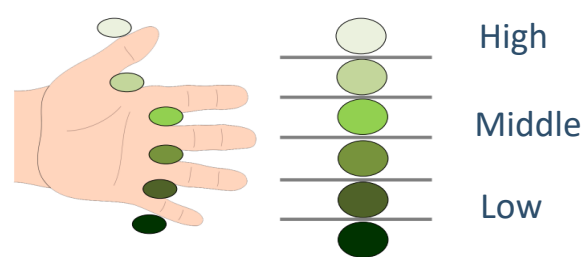
What's this Sign?

	l
	s
	f
	m
	r
	doh

Stave—Handy stave - line notes



Stave—Handy stave—space notes



SONGS—Song Set 3

Once a Man



Pease Pudding Hot



Listening/Movement: Windmills of your mind (Michael Legrand)

Syncopated Clock (Leroy Anderson)

Creative: Space Soundscape: Stars, planets, the sun, the milky way, rocket, shimmering, shooting, spinning, floating, weightless, pull of gravity, vast, dark, light, rock, gas, metal.

Stage 4 - Unit A

In Harmony

Key Vocabulary

Bar	A group of beats.
Bar line	Line dividing bars from each other.
Time Signature	$\frac{4}{4}$ Tells us how many beats there are in a bar.
Musical Alphabet	ABCDEFG. The letters relate to individual pitches. It can go forwards and backwards.

SONGS—Song Set 3/4

Hello Everyone



On My Toe



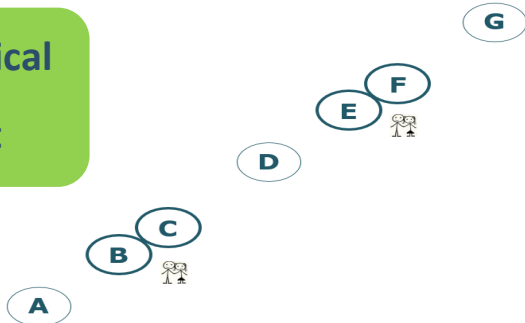
Great Big House



Burn Little Candle

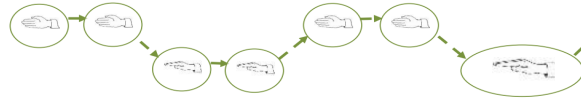


The Musical Alphabet



Sticks and Blobs Level 3/4 (Pitch)

sm: **Cobbler Cobbler/ Seesaw**



If soh is a line note,
mi is the line note below.



If soh is a space note,
mi is the space note below.

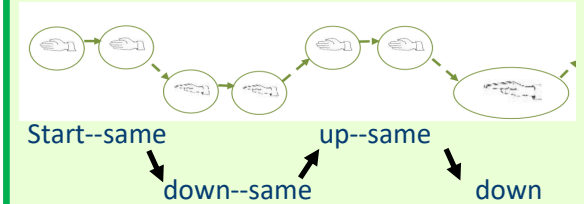


Pulse is a Steady Beat



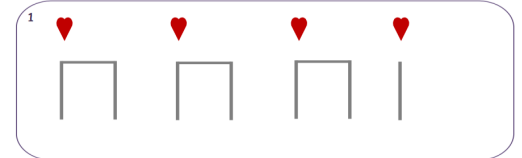
Pulse is a steady beat,
Feel it in your hands and feet.
Stays the same and never stops,
Pulse is a steady beat.



Follow the blobs: Start, same, up, down



Pulse and Rhythm



Stage 4 - Unit B

In Harmony

Key Vocabulary

Structure	Head, bridge, coda.
Pentatonic	5 note pattern Solfa =Doh, re, mi, soh, la. (drmsl)

Listening/Movement:

Jamaican Rumba

Based on a tune heard in the West Indies. Listen out for rhythmic similarities to L'il Liza Jane (Arthur Benjamin 1938)

Sunrise, Sunset

Fiddler on the Roof

Creative:

Improvisation

SONGS—Song Set 3/4


L'il Liza Jane



Sticks and Blobs Level 3/4 (Pitch)

sm: **Cobbler Cobbler/ Seesaw**

If soh is a line note,
mi is the line note below.



If soh is a space note,
mi is the space note below.



Pulse vs Rhythm

Rhythm is a different thing

Some might say it is more interesting

Rhythm uses words that start with 'T':

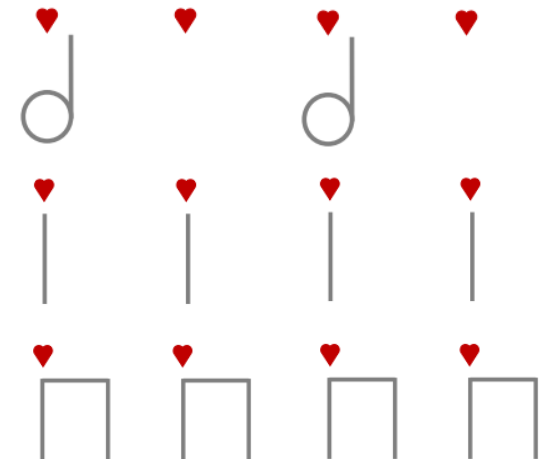
Ta, titi, two.



Line Note vs Space Note



Pulse and Rhythm—Subdivision



Stage 4 - Unit D

In Harmony

Key Vocabulary

Pulse	A consistent, repeating beat like a ticking clock or heartbeat.
Time signature	Indicates how many beats in a bar
Bar	Group of beats.
Rhythm	Pattern of long and short sounds,

Sticks and Blobs Level 3/4 (Pitch)

sl: Swallows in the Sunshine

Pulse and rhythm

Four

Listening/Movement:

Short Ride in a Fast Machine
John Adams

SONGS—Song Set 4

Racing Car

Chocolate Treats

Time signature: 4/4

Title: Chocolate Treats

Pulse/Beat: (indicated by a red heart above a vertical line)

Bar: (indicated by a bracket under a group of four vertical lines)

Bar number: 3 (indicated by a circled '3' above the first bar)

Rhythm: (indicated by a circled vertical line with a squiggle below it)

Pulse and Rhythm—Subdivision

Stage 4 - Unit E

In Harmony

Key Vocabulary

2 time	2 beats in a bar
3 time	3 beats in a bar
4 time	4 beats in a bar

Listening/Movement:

Take Five
2+3=5
Dave Brubeck

Ritual Fire Dance
Manuel de Falla

Creatibve: Soundscape

SONGS—Song Set 3

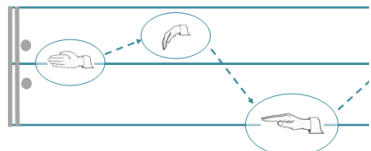
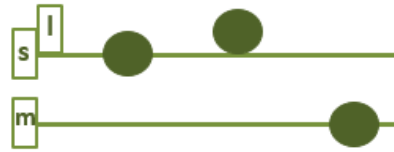
Dipidu 

I've Been to Harlem


London's Burning 

Sticks and Blobs Level 3/4

slm: Mrs White/ Round and Round/ Sway Trees Sway

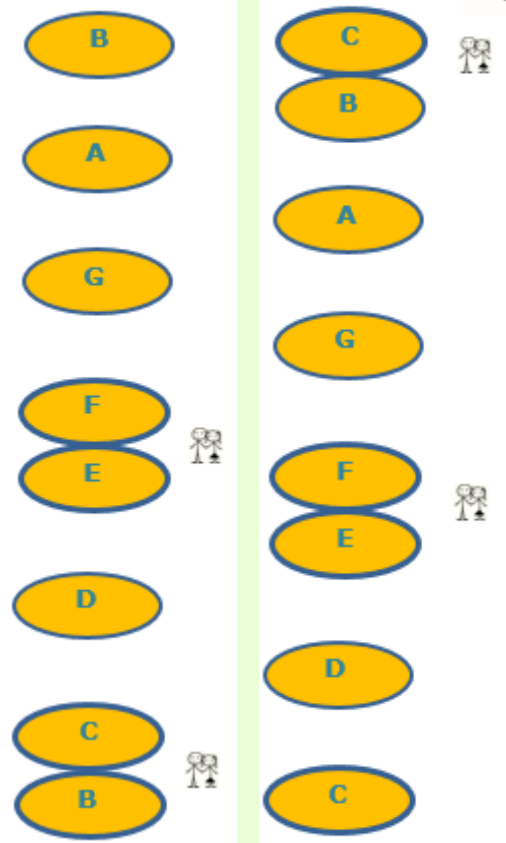



Pulse and rhythm

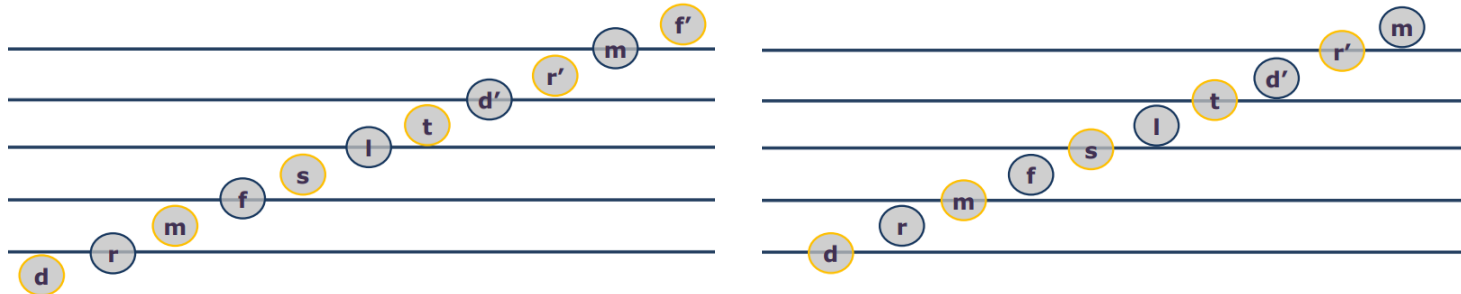


titi ta sh two

Musical Alphabet (examples)



Solfa on the staff. Alternates between lines and spaces. Doh can be anywhere!



Stage 4 - Unit F

In Harmony

Key Vocabulary

Rhythm and movement	Timka and skipty
Meter	How many beats in a bar. 2 time, 3 time or 4 time.

Sticks and Blobs Level 3/4

slm: Mrs White/ Round and Round/ Sway Trees Sway

Metre

Listening/Movement:

Symphony no.7 A major
Beethoven

Dance of the Knights—Romeo and Juliet
Prokofiev

Creative:

Improvisation

1 2 3 4 5
1 2 3 4 5
1 2 3 4 5
1 2 3 4 5
1 2 3!

Line Number 3
A special place to be
Count from the bottom 1 2 3
Count from the top 5 4 3
Line Number 3
A special Place to be

Pointing to the end of your fingers in a Handy Stave position

SONGS—Song Set 3

Dum dum Deedle

Stage 5a - Unit A

In Harmony

Key Vocabulary

Swinging Pulse	6/8 time has a swinging pulse
Major Scale	d r m f s l t d'
Major Arpeggio	d m s d'
Time Signature	The numbers at the start of the music that indicate how many beats are in each bar
Internalise	To hear and feel something in your thinking voice. Eg. 'Internalise the rhythm'
Clef	Treble—violin, Alto—viola, Bass—cello.

Listening/Movement:

Vltava (Die Moldau) - The composition describes the course of the Vltava, the longest river running within the Czech Republic.
(Smetana—Ma Vlast)

SONGS—Song Set 4

Lightly Row Mosquito Song

Row row row your boat

Sticks and Blobs Level 3 & 4

dr: Chinese New Year

doh re

Violin Viola Cello/Bass

Clefs

 Treble
 Alto
 Bass

6/8 Time signature and rhythm

123456, 123456

Music has a swing when you count in 6

Tay Tay , Ti ti ti Ti ti ti

Ta ti Ta ti, Long!

Bang in the middle B

Centre C

Deep in the middle D

Stage 5a - Unit B

In Harmony

Key Vocabulary

Call and Echo	<p>Somebody sings a musical phrase and the class sing it back to them</p> <p>Call: I heard, I heard the old man say</p> <p>Echo: I heard, I heard the old man say</p>
Call and Response	<p>Somebody sings a musical phrase and the class answers with another phrase</p> <p>Call: I heard, I heard the old man say</p> <p>Response: John Kanakanaka Tuliay</p>
Dictation	Writing down music you hear

Listening/Movement:

Pavane: France 1887
(Gabriel Faure)

O Fortuna: Germany 1936
(Carl Orff)

SONGS—Song Set 4

Gentle Breeze



Arpeggio

doh'
 s
 m
 doh

Sticks and Blobs Level 3/4

drm: Footprints/ Rain is falling down/ Hot Cross Buns




Follow the Blobs: Start, same, step.


: Start same same, step same same,



6/8 Composing



Choose from:



Middle note and A

Treble - B & A

Alto - C & A

Bass - D & A

A&B

Treble A & B

Alto A & B

Bass A & B

Stage 5a - Unit C

In Harmony

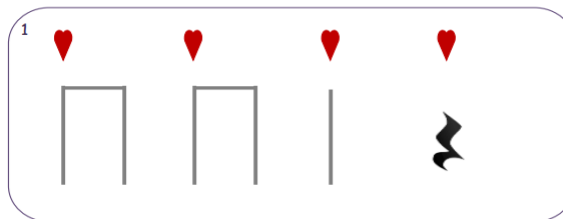
Key Vocabulary

Minor pentachord	la, ti, doh re mi (l, t, d r m)
Concerto	Composition featuring a solo instrument accompanied by an orchestra
Baroque music	Western art music composed between 1600-1750.

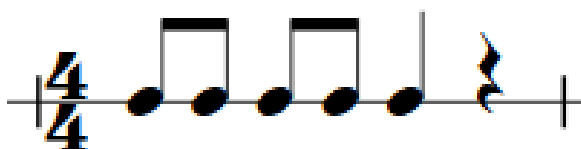
Sticks and Blobs Level 3&4

Rhythm

Level 3




Level 4



Rhythm

Tay ti




Listening/movement:

Malambo—Argentinian Rhythms
(Ginastera)

Summer from the Four Seasons—Storm
(Concerto by Vivaldi)

SONGS—Song Set 4

London Bridge




School's Concert Song

My Paddles Clean and Bright




ABC

Treble



Alto




Bass




ABCD


Treble



Alto



Bass



Stage 5a - Unit D

In Harmony

Key Vocabulary

Graphic score	Using pictures and symbols to represent sounds
Minor scale	l, t, d r m f s l

Listening/movement

Largo from Symphony no.9
New World - Going home -
vocal version
(Dvorak)

En Bateau
French impressionist
(Debussy 1889)

SONGS—Song Set 4

Back in Time for the end of the
Song

Sticks and Blobs Level 3 & 4

drmf: Pease Pudding,
Cowboy Chorus, Circles:

Minor Scale

Rhythm

Stage 5a - Unit E

In Harmony



Key Vocabulary

Minor arpeggio	Singing/Playing la, doh mi la (l,dml)
Sight-Singing	To sing something which you haven't ever seen or sung before, just by reading it.
Soundscape	A sonic landscape.
Graphic Score	Using pictures and symbols to represent sounds
Time Signature	The numbers at the start of the music that indicate how many beats are in each bar

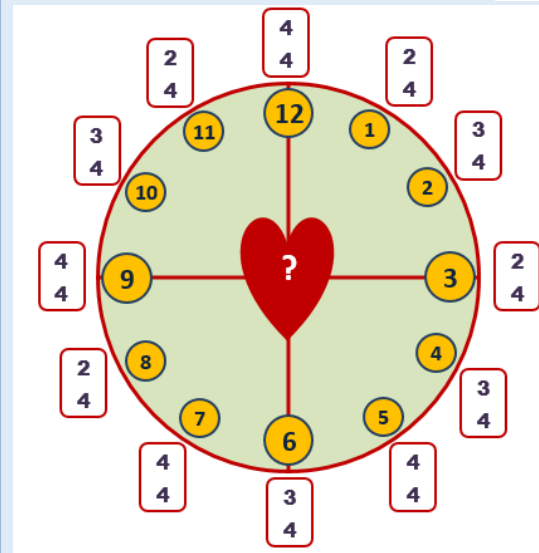
Time signatures

2/4:

3/4:

4/4:

Time Signature Clock



Listening

Toreador—Carmen (Bizet)

Vivaldi—Summer— Storm Soundscapes

SONGS—Song Set 4

I'm Gonna Sing

Ten Green Bottles



Birthday concert song

She'll Be Coming Round the Mountain

Stage 5a - Unit F

In Harmony

Key Vocabulary

Pentatonic	A scale of 5 notes with no semitones.
Major	Based on a scale of d-d' Music in a major key often sounds happy
Minor	Based on a scale of l,-l. Music in a minor key often sounds sad.

Listening/Movement:
Scotland the Brave

Pulse and Rhythm

Rhythm

Timka

Core Rhythms

	Two
	Ta
	Ti Ti
	Ti-ka Ti-ka

Scales

Pentatonic	Major	Minor
	doh'	la
	t	s
l	l	f
s	s	m
m	f	r
r	m	d
doh	r	t,
	doh	la,

= arpeggio

Stage 5b - Unit A

In Harmony

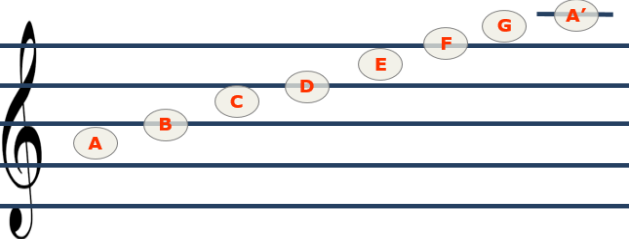
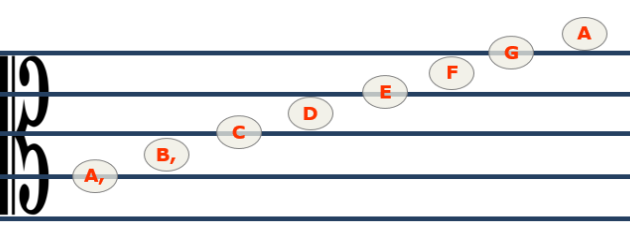
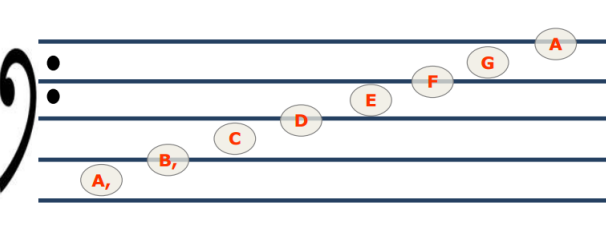
Key Vocabulary

Tone and Semitone	Tones and semitones are intervals indicating the distance in pitch between two notes. A semitone is the smallest commonly used interval and is exactly half a tone.
Dynamics	Piano —Quiet
Volume	Forte —Loud Crescendo —Gradually getting louder Diminuendo —Gradually getting quieter

SONGS—Song Set 4

Dipidu  French Folk Song 

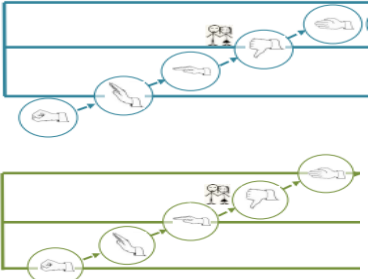
Semitone Steps 


Sticks and Blobs Level 3&4

drmfS: Once a Man

Solfa Reduced Stave:

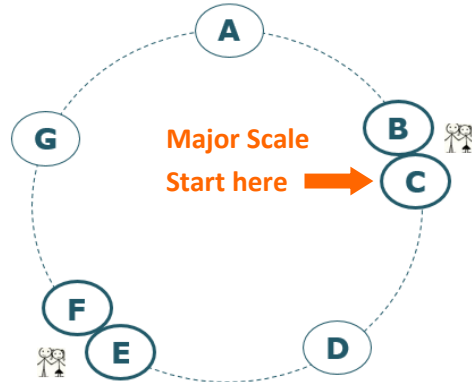


Five Line Stave:

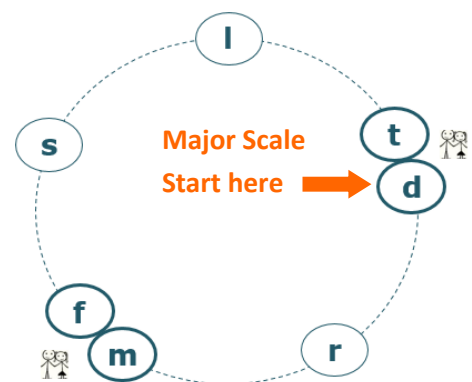


Tones and Semitones

The Musical Alphabet



Solfa



Stage 5b - Unit B

In Harmony

Key Vocabulary

Musical alphabet semitones	E-F and B-C
Ledger Lines	To go higher or lower than the stave we can add extra lines called ledger lines.
Tempo	Speed Allegro —Quick Adagio —Slow Accelerando —Gradually getting faster

6/8 Composing

1

2

Tones and Semitones

C	doh'
B	t
A	l
G	s
F	f
E	m
D	r
C	doh

SONGS—Song Set 4

Tartar Folk Melody

Toora Loora

Ledger Lines

The pattern to get **higher**:

Extra Line + Line Note, Extra Line + Space Note

Extra Line, Extra Line + Line Note,
Extra Line, Extra Line + Space Note

Extra Line, Extra Line, Extra Line + Line Note,
Extra Line, Extra Line, Extra Line + Space Note

Ledger Lines

The pattern to get **lower**:

Extra Line + Line Note, Extra Line + Space Note

Extra Line, Extra Line + Line Note,
Extra Line, Extra Line + Space Note

Extra Line, Extra Line, Extra Line + Line Note,
Extra Line, Extra Line, Extra Line + Space Note

Stage 5b - Unit C

In Harmony

Key Vocabulary

Subdivision	Fitting shorter rhythms into longer ones. E.g. Two tas = One two
Octave	Two notes, eight notes apart with the same alphabet name.

If doh is a line, then mi and soh are lines.

doh

If doh is a space, then mi and soh are spaces.

doh

Tones and Semitones

The Musical Alphabet

Minor Scale Start here → A

G B C D E F

Solfa

Minor Scale Start here → I

s t d f m r

SONGS—Song Set 4

Schools Concert Song.

Willan he had seven sons

Ode to Joy.

Rhythm Tree

A-D'

BAG:

Stage 5b - Unit D

In Harmony

Key Vocabulary

Rest A musical symbol that indicates silence for a specific duration.

Listening & Creative

'Ode to Joy' - 9th Symphony
(Ludwig van Beethoven)


Hoe Down—Rodeo
(Aaron Copland)

SONGS—Song Set 4

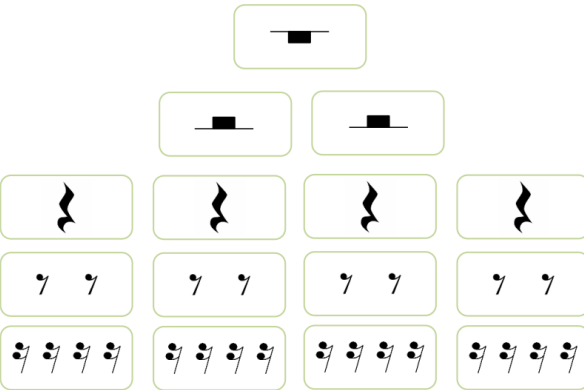
Rocking Horse 

Sticks and Blobs Level 4




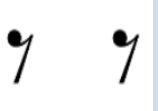






drmfsl: Twinkle/ London Bridge




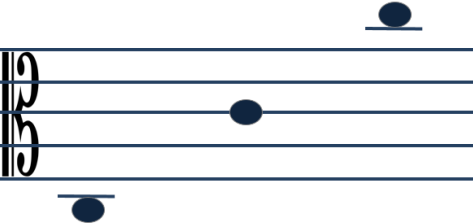

Rhythm Tree—Rests



Rhythm Maths

	or		1
	or		1
	or		1
	or		2
	or		4

Low, Medium, High.

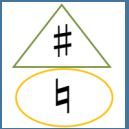
		
C	C	C'
C	C	C'
C	C	C'



Stage 5b - Unit E

In Harmony

Key Vocabulary











<p>Sharp</p> 	<p>A symbol that tells us to make the note one semitone higher than a natural.</p>
<p>Key Signature</p>	<p>The key signature tells us what doh is. It is found at the beginning of every line of music and uses sharp or flat symbols.</p>

SONGS—Song Set 4




Migaldi Magaldi  A Branch of May 

Zum Gali  Birthday Concert 

Rhythms

	Four	
	Two	
	Ta	
	Ti Ti	
	Ti-ka Ti-ka	

All 19 notes between:

		
---	--	---

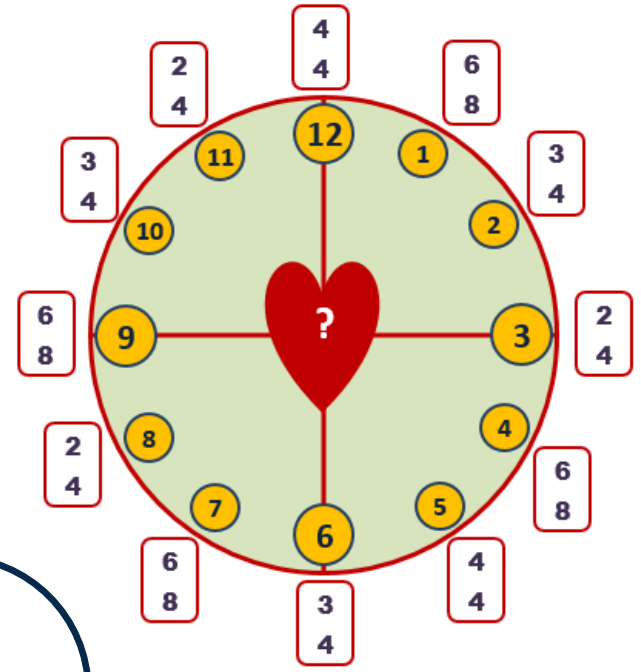
Stage 5b - Unit F

In Harmony

Key Vocabulary

Metre The grouping of beats into bars—indicated by the time signature

Metre— Time Signatures



Semitones recap

Musical Alphabet:

E F & B C



Solfa:

m f & t d'

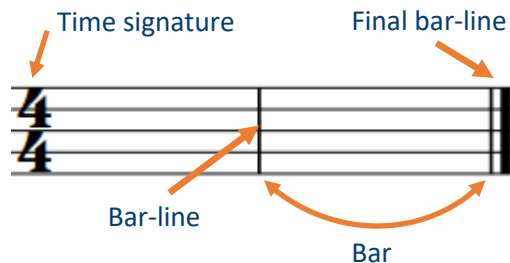
Stage 6 - Unit A

In Harmony

Key Vocabulary

Subdivision	Dividing the beat by smaller measures of
Crotchet	= 1 beat . Also known as Ta , or walk . The equivalent rest is: 
Quaver	= 1/2 beat . Also known as Ti (a pair is Titi or jogging) The equivalent rest is: 
Semiquaver	= 1/4 beat . Four semiquavers are also known as running faster or ticatca

Bars and bar-lines



Treble clef

Alto clef




Bass clef



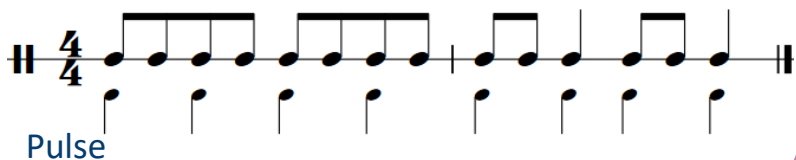
Middle C

C Major

8	C	doh'
7	B	t
6	A	l
5	G	s
4	F	f
3	E	m
2	D	r
1	C	doh

2  in a bar = **2/4** 3  in a bar = **3/4**
 4  in a bar = **4/4**

Rhythm



Pulse

SONGS—Song Set 4

Tumbai



Daisy/Edelweiss



New rhythm names



Ta

1

Crotchet



Ti Ti

1

Quavers



Ti-ka Ti-ka






1

Semiquavers

Stage 6 - Unit B

In Harmony

Key Vocabulary

Minim	= 2 beats . Also known as Two or stride . The equivalent rest is: 	
Semibreve	= 4 beats . Also known as Four or ? The equivalent rest is: 	
Tie	A tie joins notes of the same pitch to form a longer note (which adds up to the two	
Sharp		Makes a note a semitone higher
Natural		Indicates the note to be played at it's natural pitch.
Flat		Makes a note a semitone lower
Scale degree	Each note of the scale is given a degree from 1 (lowest note) to 8 (highest note).	

SONGS—Song Set 4

Frere Jacques



Ties and dotted rhythms

Dotted minim 

 $2 + 1 = 3$

Dotted crotchet 

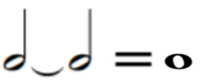
 $1 + \frac{1}{2} = 1\frac{1}{2}$

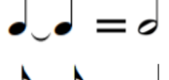
Tie vs slur

 vs 

Same notes vs **different notes**

Do the maths...

 $2 + 2 = 4$



Scales and Arpeggios



G Major

G
F#

E

D

C

B

A

G

F sharp

Tonic Triad

Tonic = doh = G

Tonic triad = 3 notes = doh, mi, soh = G B D

Dynamics (volume)

pp (pianissimo)	Very quiet	mp/ mf	Moderately quiet/loud	crescendo	Gradually get louder
p (piano)	Quiet	f (forte)	Loud	diminuendo	Gradually get softer
m (mezzo)	Moderately	ff (fortissimo)	Very loud	decrescendo	

Stage 6 - Unit C

In Harmony

Key Vocabulary

Pitch	How high or low a sound is.
Clef	Indicates which line or space corresponds to which note.
Tonic	The first note of the scale.
Triad	A chord of 3 notes stacked in thirds.
Tonic triad	A triad where the lowest note is the

SONGS—Song Set 4

Bravo Bravo

All Things Shall Perish

Birthday Concert Song



Dotted rhythms

Dotted quaver





Rhythm Table

		Four	4	Semibreve
		Two	2	Minim
		Ta	1	Crotchet
		Ti	1/2	Quaver
		Ka	1/4	Semiquaver

D Major

- D
- C#
- B
- A
- G
- F#
- E
- D




G major



Stage 6 - Unit D

In Harmony

Key Vocabulary

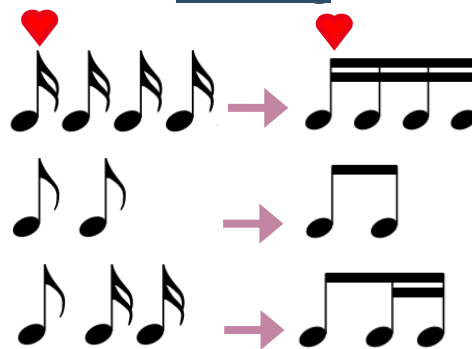
Beaming	Joining rhythms together with beams to show the beats more clearly.
Dynamics	Dynamics refer to the volume of the music, how loud or quiet it is.
Articulation	How a note is played. E.g. short or long, slurred, separate or tongued.
Flat	 Makes a note a semitone lower

Pulse and Rhythm

Ti tika 

Tika ti 

Beaming



Articulation

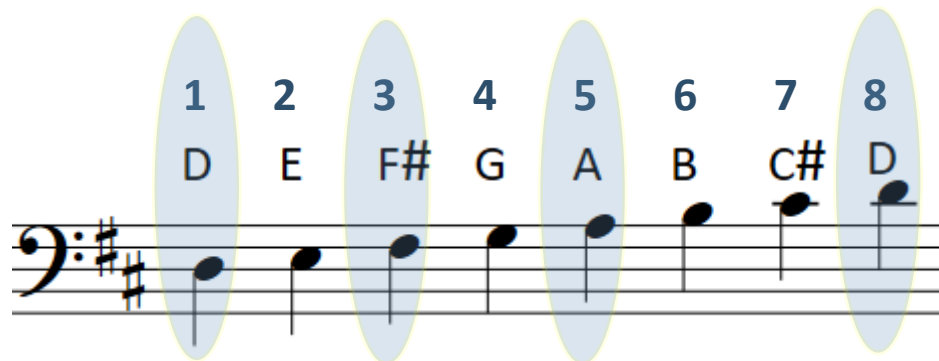

Legato	smoothly
Staccato	Short or detached
	Accent the note
	Slur the notes together
	Tremelo

SONGS—Song Set 4

I Thought I saw a dodo



D Major

Stage 6 - Unit E

In Harmony

Key Vocabulary

Key	The sharps or flats at the start of the piece that tell us what doh—the tonic is.
Soundscape	A sonic landscape.
Anacrusis	Upbeat.
Interval	The distance between two notes. Melodic, harmonic.

Speed or tempo

Adagio	Slow	allegro	fast
Lento	slow	accelerando	Becoming faster
Andante	Walking pace	Rallentando or ritardando	Becoming slower
Allegretto	Very loud	A tempo	In time
moderato	A moderate piece		

1 2 3 4 5 6

1 2 3 2 2 3

Dotted crotchet = 3

Dotted minim = 6

Key signatures

C Major				No sharps or flats
G Major				1 sharp: F#
D Major				2 sharps: F# C#
F Major				1 flat: Bb

Tie—same note joined together

F Major

F G A Bb C D E F

F G A Bb C D E F

F G A Bb C D E F

SONGS—Song Set 5 /6

Down the River



Sarasponda



Anacrusis—Upbeat. The song starts before the first beat.

sa - ra - spon - da, sa - ra -



Stage 6 - Unit F

In Harmony

Key Vocabulary/symbols

	Repeat from the beginning
	Repeat from the sign
D.S. al Fine	
	Pause on the note
	Play an octave higher
	Metronome marks—how many beats per minute.

SONGS—Song Set 5

Senwa Dedende

Subdivision

4/4 **3/4** **2/4**

6/8

Solfa Scales

Major	Minor
la	doh'
s	t
f	l
m	s
r	f
d	m
t,	r
la,	doh
	= arpeggio

Musical Alphabet -Tones and semitones, flats and sharps.

G	A	B	C	D	E	F	G	A	B	C	D	E	F	G	A	B
G#	A#	B	C#	D#	E	F#	G#	A#	B	C#	D#	E	F#	G#	A#	B
/b	/b		/b	/b		/b	/b	/b		/b	/b		/b	/b	/b	

Stage 7 - Unit A

Key Vocabulary

Chord	Two or more notes played together to achieve harmony
Chord progression	A succession of chords, one after another
Subdivision	Dividing a beat into smaller rhythmic components. E.g. the beat sequencer divides each beat into four i.e. semiquavers.
Musical elements	<p>Tonality/Key—Major, minor</p> <p>Structure—How a piece is organised. E.g. Verse and Chorus, Binary - Section A, Section B.</p> <p>Texture—The overall effect of how melody, harmony and rhythm are combined in a piece of music.</p> <p>Timbre—The character or quality of a musical sound.</p> <p>Time signature—indicates how many beats in each bar</p>

GarageBand

Navigation **Browser** **Tracks** **Track controls** **Beginning** **Play** **Record** **Metronome** **Settings**

Keyboards

Autoplay

Chords

STRINGS

GUITAR

WORLD

BASS

DRUMS

Beat sequencer

Chopin—March Funebre 1839	Holst—Jupiter from The Planets 1914-17	Fat Boy Slim—Weapon of Choice 2001
Romantic 1820 - 1900	Modern 1890 - 1960	Contemporary 1960 - Present
Debussy-Clair de lune 1905	Hermann -Psycho suite 1960	Richter—Recomposed-Spring 2012

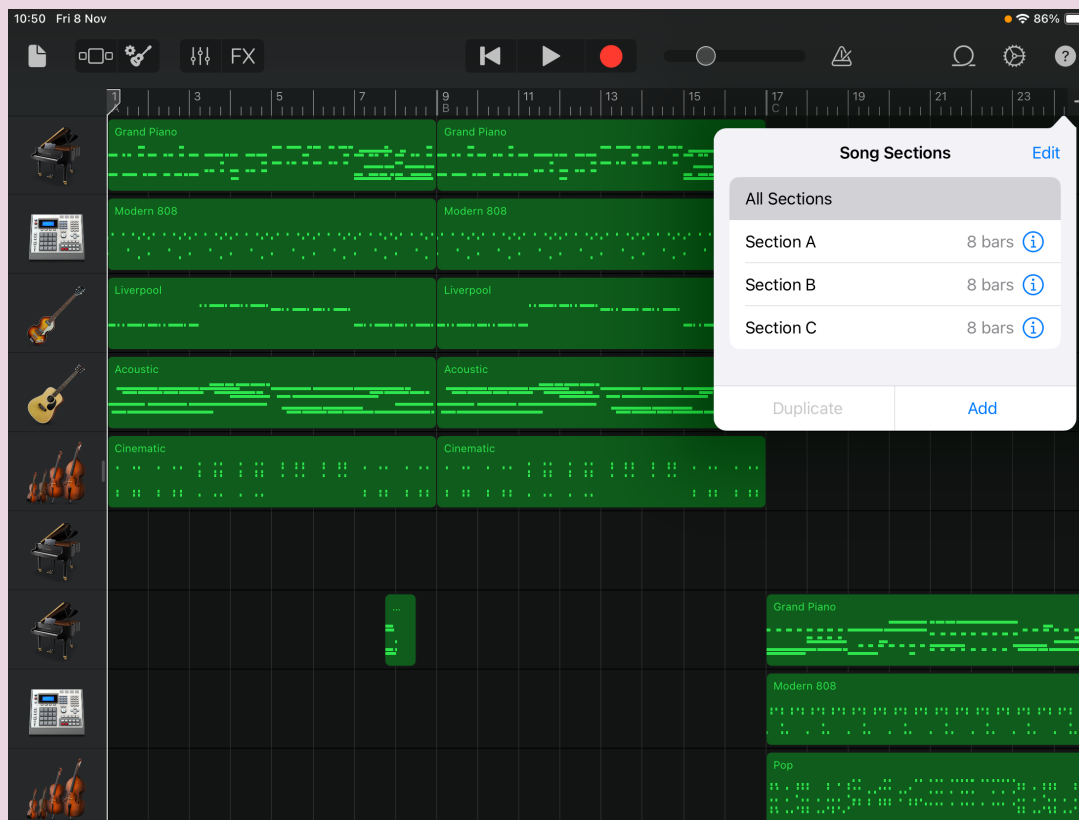
Stage 7 - Unit B

Key Vocabulary

Soundscape	An atmosphere or environment created using sound(s).
Musical elements	<p>Structure—How a piece is organised. E.g.</p> <p>Verse and chorus</p> <p>Binary—A B</p> <p>Ternary— A B A</p> <p>Rondo—A B A C A</p>
Motif	A short, thematic idea which is repeated and developed. Can be melodic, rhythmic or harmonic.
Loop	Repeating section of sound material .
Riff	A short repeated phrase typically used as an introduction or a refrain in a song.

Garageband - Structure

Use the Song Sections to create the piece structure by duplicating sections or adding new ones and choosing the number of bars in each .
Manual edit directly in the Tracks display.



1908 First known film score composed by Camille Saint-Saens **1933** King Kong the first film to use a completely original score

Modern 1890 - 1960

Contemporary 1960 - Present

1926 First major motion picture to have a fully synchronized soundtrack **1956** Forbidden Planet—the first major film to feature an electronic