








## Year 2 English Long Term Plan

	Autumn 1	Autumn 2	Spring 1	Spring 2	Summer 1	Summer 2
<p><b>Writing focus texts</b></p>   <p>All focus texts have a clear rationale and purpose: wider curriculum or has prevalence due to its theme, content or author.</p>	<p>Samuel Taylor and the Opening of Taylor (History link)</p> <p>How to be a Pirate (Geography link)</p>	<p>Traction Man (Science link)</p> <p>How to Make a Puppet (DT link)</p>	<p>Little Elizabeth and Our Queen Elizabeth (History link)</p> <p>The Ghanaian Goldilocks (Geography link)</p>	<p>Poppy and the Blooms (Science / PSHE link)</p> <p>Winnie the Pooh (Art link)</p>	<p>The Great Fire of London (History link)</p> <p>The Lighthouse Keeper's Lunch (Geography link)</p>	<p>Tadpoles Promise (Science link)</p> <p>Toy advertisements (DT link)</p>
<p><b>Other texts</b></p> 	<p>See Year Group Reading Spine, Reading Journey and Reading for Pleasure overview for full book list</p> <p>A variety of age-appropriate fiction, non-fiction and poetry are covered throughout the year.</p>					

## Year 2 English Long Term Plan

<p>Poetry Focus</p> 	<p>Pirate Poems</p>	<p>Roald Dahl Revolting Rhymes</p>	<p>What is Pink and Hurt No Living thing by Christina Rosetti</p>
<p>Speaking &amp; Listening</p> 	<p>See Queen's Park whole school expectations for Speaking &amp; Listening and year group objectives</p>		
<p>Word Reading</p> 	<div data-bbox="1084 794 1473 911" data-label="Section-Header"> <h3>Read Write Inc. Phonics</h3> </div> <ul style="list-style-type: none"> <li>continue to apply phonic knowledge and skills as the route to decode words until automatic decoding has become embedded and reading is fluent</li> <li>read accurately by blending the sounds in words that contain the graphemes taught so far, especially recognising alternative sounds for graphemes</li> <li>read accurately words of two or more syllables that contain the same graphemes as above</li> <li>read words containing common suffixes</li> <li>read further common exception words, noting unusual correspondences between spelling and sound and where these occur in the word</li> </ul>		


## Year 2 English Long Term Plan

	<ul style="list-style-type: none"> <li>• read most words quickly and accurately, without overt sounding and blending, when they have been frequently encountered read aloud books closely matched to their improving phonic knowledge, sounding out unfamiliar words accurately, automatically and without undue hesitation</li> <li>• re-read these books to build up their fluency and confidence in word reading.</li> </ul>
<p><b>Reading</b></p> 	<ul style="list-style-type: none"> <li>• develop pleasure in reading, motivation to read, vocabulary and understanding by:</li> <li>• listening to, discussing and expressing views about a wide range of contemporary and classic poetry, stories and non-fiction at a level beyond that at which they can read independently</li> <li>• discussing the sequence of events in books and how items of information are related</li> <li>• becoming increasingly familiar with and retelling a wider range of stories, fairy stories and traditional tales</li> <li>• being introduced to non-fiction books that are structured in different ways</li> <li>• recognising simple recurring literary language in stories and poetry</li> <li>• discussing and clarifying the meanings of words, linking new meanings to known vocabulary</li> <li>• discussing their favourite words and phrases</li> <li>• continuing to build up a repertoire of poems learnt by heart, appreciating these and reciting some, with appropriate intonation to make the meaning clear</li> <li>• understand both the books that they can already read accurately and fluently and those that they listen to by:</li> <li>• drawing on what they already know or on background information and vocabulary provided by the teacher</li> </ul>

## Year 2 English Long Term Plan

- checking that the text makes sense to them as they read and correcting inaccurate reading
- making inferences on the basis of what is being said and done
- answering and asking questions
- predicting what might happen on the basis of what has been read so far
- participate in discussion about books, poems and other works that are read to them and those that they can read for themselves, taking turns and listening to what others say
- explain and discuss their understanding of books, poems and other material, both those that they listen to and those that they read for themselves.

### Priority content domains for Year 2



Vocabulary



Retrieval



Inference



Prediction



Sequencing



Compare



Summarise


### Writing Composition



develop positive attitudes towards and stamina for writing by:

- writing narratives about personal experiences and those of others (real and fictional)
- writing about real events
- writing poetry
- writing for different purposes
- consider what they are going to write before beginning by:
- planning or saying out loud what they are going to write about
- writing down ideas and/or key words, including new vocabulary
- encapsulating what they want to say, sentence by sentence

## Year 2 English Long Term Plan

	<ul style="list-style-type: none"> <li>• make simple additions, revisions and corrections to their own writing by:</li> <li>• evaluating their writing with the teacher and other pupils</li> <li>• re-reading to check that their writing makes sense and that verbs to indicate time are used correctly and consistently, including verbs in the continuous form</li> <li>• proof-reading to check for errors in spelling, grammar and punctuation [for example, ends of sentences punctuated correctly]</li> <li>• read aloud what they have written with appropriate intonation to make the meaning clear.</li> </ul>
<p>Vocabulary, punctuation and grammar</p> 	<ul style="list-style-type: none"> <li>• learning how to use both familiar and new punctuation correctly (see English Appendix 2), including full stops, capital letters, exclamation marks, question marks, commas for lists and apostrophes for contracted forms and the possessive (singular)</li> <li>• learn how to use sentences with different forms: statement, question, exclamation, command</li> <li>• expanded noun phrases to describe and specify [for example, the blue butterfly]</li> <li>• the present and past tenses correctly and consistently including the progressive form</li> <li>• subordination (using when, if, that, or because) and co-ordination (using or, and, or but)</li> <li>• the grammar for year 2 in English Appendix 2</li> <li>• some features of written Standard English</li> <li>• use and understand the grammatical terminology in English Appendix 2 in discussing their writing.</li> </ul>

## Spelling



## Read Write Inc. Spelling

- segmenting spoken words into phonemes and representing these by graphemes, spelling many correctly
- learning new ways of spelling phonemes for which one or more spellings are already known, and learn some words with each spelling, including a few common homophones
- learning to spell common exception words
- learning to spell more words with contracted forms
- learning the possessive apostrophe (singular) [for example, the girl's book]
- distinguishing between homophones and near-homophones
- add suffixes to spell longer words, including -ment, -ness, -ful, -less, -ly
- apply spelling rules and guidance, as listed in English Appendix 1
- write from memory simple sentences dictated by the teacher that include words using the GPCs, common exception words and punctuation taught so far.

## Handwriting



- form lower-case letters of the correct size relative to one another
- start using some of the diagonal and horizontal strokes needed to join letters and understand which letters, when adjacent to one another, are best left unjoined
- write capital letters and digits of the correct size, orientation and relationship to one another and to lower case letters
- use spacing between words that reflects the size of the letters.