






## Home Study at Parish

Home Study is an important part of building positive habits towards learning, as well as consolidating and extending learning that takes place in school. You have an important role in supporting and encouraging your child to engage in home study, that will allow them to flourish both in and out of school.

Each week, these are the minimum expectations for compulsory Home Study. If all aspects of Home Study are not taking place, teachers will contact parents to see if anything further can be done to support learning at home and may ask your child to attend study club at lunch time.

<u>Type</u>	<u>Frequency</u>	<u>Notes</u>	<u>Check</u>
Reading  	Daily (10-15 minutes)	There are three types of reading: 1. Your child reading to you 2. You reading to your child 3. Your child reading independently.  Use a mixture of these strategies.	<b>Home/School Diary.</b> Record the pages read, a brief sentence and your signature for each day.  This will be checked by an adult in school on a daily basis, with reading rewards in place for reading four or more times each week, for ten consecutive weeks.
Numbots/Times Table Rockstars [TTRS].  	Daily (10 minutes)	Rapid recall of fundamental number facts/times tables improves the power of the brain and makes maths lessons easier.  Daily practise will help your child to progress to more difficult times tables and improve their speed.	Teachers will check online Numbots/TTR accounts, to monitor your child's progress.  Certificates are provided regularly.

<p>Spellings (KS2)</p> 	<p>Daily (10 minutes)</p>	<p>Pupils will learn one new spelling rule each week. Children should practise these rules by:</p> <ol style="list-style-type: none"> <li>1. Playing on our new app called <i>spellingframe.co.uk</i> (using their own log in). This is a fun way to practise their weekly spellings on any electrical device, with lots of games to play.</li> <li>2. The traditional 'look, cover, write and check' sheet in Rainbow folders.</li> <li>3. Completing sensory spellings with an adult.</li> </ol>	<p><b>Spelling Frame.co.uk</b> Teachers will check <i>spellingframe.co.uk</i>, to monitor your child's progress.</p> <p><b>Spelling Tests</b> Children will be tested on the spellings they have learnt each week, in class. Termly spellings tests will also occur during assessment week.</p> <p>Certificates will be awarded weekly.</p>
<p>Letterjoin</p> 	<p>As much as possible!</p>	<p>Pupils can work through fun tasks, games and challenges in order to improve their fine motor skills/handwriting.</p>	<p>N/A</p>
<p>Study Buddy Learning – set via Seesaw</p> 	<p>Weekly (a minimum of 30 minutes).</p>	<p>With your support, your child should <u>choose their own approach</u> to completing the study focus set by the teacher. They can use their phase '<u>study buddy guide</u>', which is found in their Rainbow folder to help.</p> <p>This study focus set by the teacher will be selected as a fun way to learn the information within the knowledge organisers. The</p>	<p><b>Rainbow Folder</b> Teachers will assess any knowledge learnt at home, as part of their teaching during lessons. The more learning completed at home, the easier your child will find learning in school.</p> <p>Any activity completed at home will not be formally marked but can be uploaded onto Seesaw</p>

		<p>knowledge organisers (found in the Rainbow folder) include everything that must be learnt during the unit, including both key vocabulary and knowledge.</p> <p>English and Maths may be set in addition to this also.</p> <p>Each term, teachers will set 1 compulsory project, with details clearly provided.</p> <p>This is a great opportunity to have fun with learning and improve long term retention of knowledge! 😊</p>	<p>for the teacher's attention and recognition.</p> <p>Completed home-school projects, should be brought into school for display.</p> <p>Share your learning on Twitter too - we love to see it!</p>
--	--	--	--