

Newsletter 30 – Summer 1



Wistaston Academy
Primary and Nursery School
Together We Learn • Together We Achieve

This Week's Events

Date	School Events	International Events
Monday	Walk to school week	
Tuesday	Y4B Swimming Y6 MHST Workshop	
Wednesday	Y6 Trip to Wimboldsley Grange	
Thursday		International Tea Day
Friday	Final Day of School Before Half Term	International Day for Biological Diversity
Advanced Notice:		
Polite Notice:	Please note the school office opens at 8.30am each morning and is manned until 4.30pm. Before and after these times, there will be no access to the Main Reception area.	

We are Brilliant Winners

EYFS: Samera (RA), Cordelia (RB)


KS1: Hareem (1A), Sofia (1B), Aiden (2A), Ariadni (2B)

KS2: Lilianna (3A), Eline (3B), Almeer (4A), Alex M (4B), Rachael (5A), JJ (5B),

Everyone! (Y6)


Hub 1

In Yoga this half term, we've been exploring dance and movement. This week, we began to get comfortable with the ribbon wands and moved along to the music, swinging the ribbons up and down and all around. We loved making wiggles with them along the floor!



Hub 2

This week, in Computing, we have explored the webcams! Children enjoyed seeing themselves on screen in virtual costumes and virtual worlds.



Hub 3

Hub 3 always enjoy their Wednesday afternoon singing sessions with Mr Wilson and his trusty guitar. This week was no exception with us singing lots of our favourites like 'Wheels on the bus', 'Gonna build a house' and 'We're all going to the zoo tomorrow'. Some children join in with the actions and they all get excited when familiar songs are sped up or slowed down!



Hub 4

This week the children have been working on their multiplication and division knowledge and skills. They have been counting in twos, fives and tens and have been making doubles and different arrays. The children have particularly enjoyed using physical resources to complete their tasks.



Nursery 1

This week we have been learning about sheep! First, we explored different textures and sounds that we think of when we think of sheep. Next, we looked at pictures of sheep. Then, we shared some stories about farms. Finally, we used our knowledge of 'on', 'in' and 'under' to hide the sheep.



Nursery 2

This week in Magic Story Box, we met PC Peter who helped us to catch Lanky Len and Hefty Hugh. First, we made a plan on how to catch the thieves. Next, we shared our plan with PC Peter. Then, we discussed the role of a police officer and what they do. Finally, PC Peter caught Lanky Len and Hefty Hugh.



Reception

During our PSHE lesson on healthy eating, the children explored a variety of fruits through tasting and discussion. We talked about how fruit helps keep our bodies healthy and used descriptive vocabulary such as sweet, sour, crunchy and soft to evaluate the different fruits. The children shared their opinions using sentence stems such as "I like the strawberry because it is sweet."



Year 1

This week in Year 1, we started our Design and Technology project about designing our own fruit crumble. First, we tasted different fruits including apples, pears, plums, raisins and strawberries. We talked about which fruits we liked best and described their taste. After tasting them, we each chose three fruits that we wanted to use in our own crumble design. It was lots of fun trying the different flavours and making our own choices.



Year 2

In Literacy to tell our 'Up the Beanstalk' story, we have used lots of different drama strategies over the week such as define the space, guided tour, story stick and active script. We created our own journeys up the beanstalk and also used gossip circle to think about what might have been seen inside the castle.



Year 3

This week Year 3 have had lots of fun coding on scratch. They worked in partners to create an underwater scene.






Year 4

This week, we used our drama skills to re-create a scene from our book, The Matchbox Diary. We freeze framed the scene where Luca and his family had arrived in America and they were being discriminated against by a group of American boys.



Year 5

This week, we presented our views for or against the motion: the ancient ruins should be made into a tourist attraction. We evaluated one another's debates, assessing against our Voice 21 presentational talk tool kit. We thought of great successes and improvement points for our peers.



Year 6



A huge well done to all of our Year 6 pupils for completing SATs week! We are incredibly proud of the determination, resilience, and positive attitude they have shown throughout. They tackled each test with maturity and gave it their best effort – and that's all anyone could ask for.

PE News

Year 4A Swimming



All children from 4A will be going swimming after half term as part of the compulsory national PE curriculum. The sessions will begin on the afternoon of Tuesday 2nd June and will finish on Tuesday 7th July 2026.

The children will be travelling, by mini bus, to the Crewe Lifestyle Centre, accompanied by members of the Year 4 team. Your child will need to bring in their swimming costume/shorts and a towel. If your child forgets their kit, we will contact you during the morning to try to arrange for their kit to be dropped off.

Children are not allowed to wear any jewellery in the pool, so all must be removed before they enter. Please ensure that all earrings are removed before children come to school, if the children cannot remove the earrings themselves. In addition, long hair must be tied up.

If your child has a medical condition which prevents them from swimming, they will require a signed doctor's note; otherwise they will be expected to swim. If your child has a one-off medical condition on one of their swimming sessions, then please speak directly to their class teacher, or send in a signed note. We will not accept the children's reasons for why they are missing swimming, without confirmation from an adult.

PE News

Next week is 'Walk to School Week', week commencing 18th May. We would love to see as many children as possible walking, cycling and travelling on their scooters to school. If you normally drive to school, what about parking a bit further away from school this week and walking part of the way? For

every day your child is active travelling to school this week and next week they will receive an achievement mark on Arbor, which you will be able to see on your school gateway.



Remember to leave your bikes and scooters by the bike shed at the front of the school!

School will not accept any responsibility for bikes which are left unlocked.

Art News

Focus on Hub 3 and 4

During our David Attenborough Day last week, where we celebrated his 100th birthday, Hub 3 and 4 collaboratively created a stunning portrait of this amazing man! We used stencils, which we sponged through with acrylic paint, or spray painted through to build up texture. We also spray-painted some "100s" and used spray paint to create a stencilled image of his face. We loved the process, the feel of the paint and the contrast of the black and white focal image against our coloured texture.





WELL
DONE
HUB 3
AND
4!!



School Sculptures

Parents: We need your help!

Dear Families, outside our school we have two sculptures which have been collaboratively made by many children from our school: an angel and a bee.

Unfortunately, many children are climbing on the bee sculpture after school and have bent it beyond recognition. Children have also been twisting the bee's antennae. While we hope to fix the damage, we would greatly appreciate parents' help in asking your children to refrain from climbing on the artwork. It is easily bent and is intended to be artwork, not a climbing frame.



Similarly, our angel sculpture has repeatedly had its hand bent by children so that it looks out of shape. Soft metal such as the aluminium we used will break after being manipulated many times.

We ask families to stop children from climbing on, or playing with these sculptures. Many of our children have worked hard on these artworks and they are being destroyed.

Thank you, Mrs Walsh.

Art Competition!

We all know we should eat well and move more! "Everybody Health and Leisure" invite us to design a new logo for their campaign. All children have the opportunity to take part in this competition at home. The best entries will be selected and entered to represent our school. If a child from our school wins, their logo will become the new "Eat Well, Move More" official logo and their year group will receive a fun, active session from "Everybody Health and Leisure". Please see the poster below for details and tips. All entries to be given to Mrs Walsh by Monday 22nd June.

A colorful poster for a logo competition. The background features abstract shapes in blue, green, yellow, and orange. At the top, there's a decorative banner with green, pink, and blue sections. The main title 'LOGO COMPETITION' is in large, bold, blue letters. Below it, a dark blue box contains the text 'Design a Logo for Cheshire East Eat Well Move More Partnership'. The central part of the poster is a light blue box with a white callout bubble containing the main message. Below this is a table with five rows, each with a dark blue header and a light blue body. At the bottom, there are logos for 'everybody HEALTH & LEISURE' and 'Cheshire East Council' on a white background, with a blue dotted pattern on the right.

LOGO COMPETITION

Design a Logo for Cheshire East Eat Well Move More Partnership

Calling all Primary Schools in Cheshire East! We need YOUR creativity to design a brand-new logo for the Eat Well Move More Partnership – promoting healthy eating and active lifestyles.

Who can enter?	All primary school students in Cheshire East. Schools are invited to run the competition within their classes and submit their best entries.
Prize:	The year group of the winning student will receive a FREE fun activity session delivered by Everybody Health & Leisure!
How to enter?	Students design a logo that represents healthy eating and moving more. Submit entries through your school (Stating your age) to: hayley.antipas@cheshireeast.gov.uk Deadline: 26/06/26
Design tips:	Make it colourful and fun! Think about fruits, vegetables, sports, and movement. Keep it simple so it works as a logo.
Contact details:	For queries, contact: hayley.antipas@cheshireeast.gov.uk .

Picture News

Every week in assembly we share the Picture News image and question with the children. This resource helps children to learn about the world around us, whilst linking to British Values and supporting pupil's personal development.

We hope this enables you to have an interesting conversation at home with your child.



In the news this week

This week, countries from across Europe and beyond are taking part in the Eurovision Song Contest. Each country performs a song, and millions of people watch and vote for their favourites. The contest celebrates different styles of music, languages, and cultures from around the world.

Things to talk about at home ...

- What kind of music do you enjoy most, and why? Does everyone in your house enjoy the same music?
- Why do you think people from different countries enjoy listening to music together?
- Do you believe competitions like Eurovision are fair? Why?
- In your view, does music bring people together, or can it sometimes divide opinions?

Please note any interesting thoughts or comments

Share your thoughts and read the opinions of others

www.picture-news.co.uk/discuss



Maths News

All children from Reception through to KS2 have access to an app called **Numbots**. This fantastic app supports children with their number fluency, allowing them to use efficient mental calculation strategies to add/subtract, so they don't rely on using their fingers!

If your child is in Years 2-6, they will also have access to an app called **Times Table Rocks Stars (TTRS)**, which supports knowledge of times tables and therefore builds confidence in multiplication and division.

Evidence tells us that logging on for **just a few minutes each day** will make a massive difference to their number fluency/times tables skills.

In school we award top 3 certificates and prizes to those children who are accessing Numbots and TTRS. We also recognise children who pass the different levels in Numbots and who gain new Rock Status' in TTRS!

Check out the dedicated website for parents to answer any questions on TTRS:

<https://trockstars.com/parents/> , and the factsheet of FAQ's for Numbots:

<https://static.numbots.com/data/pdf/NumBotslaunchparentguide.pdf> and

https://strapi.trockstars.com/uploads/numbots_parent_guide_554ecf5cb5.pdf



Armed Forces Support in Cheshire East

**COME AND SEE SERVICES
AND GET LOTS OF SUPPORT**



Wednesday 13th May

**WE ARE THERE FROM 12 MIDDAY
DON'T MISS OUT – LOTS AVAILABLE**

Have you, your partner, or carer ever served in the UK Armed Forces?

Specialist support for the Armed Forces community designed by those who understand your journey.



**WE ARE THERE
12 MIDDAY ONWARDS**



The Salvation Army
Prince Albert St,
Crewe CW1 2DF

**Her—
Place**
Charitable Trust



Fairy Prom Mother Event *2026*

Join us for an event to make all of your prom dreams come true!

Location: St Mary's Caritas centre, 65 Delamere St, Crewe, CW1 2JX

Date: Saturday 16th May

Time: 1-3.30pm

No booking or referral needed, free to attend, pop in any time.

Pre-loved prom dresses, suits, accessories, shoes all available for a small donation.

Plus support, styling tips, and advice for hair and make-up to help you feel confident and prom-ready!

For more information contact us at...

Hub@Her-Place.co.uk

01606 557 666