


toucanBOX[®]


SUMMER ACTIVITY PACK #2



www.toucanbox.c
www.toucanbox.c
www.toucanbox.co





 BUILD A ROCKET + EXPERIEMENT

 FIZZING LEMONADE

 BIRD FEEDER

 FLOWER COOKIES

 BIRD SPOTTING

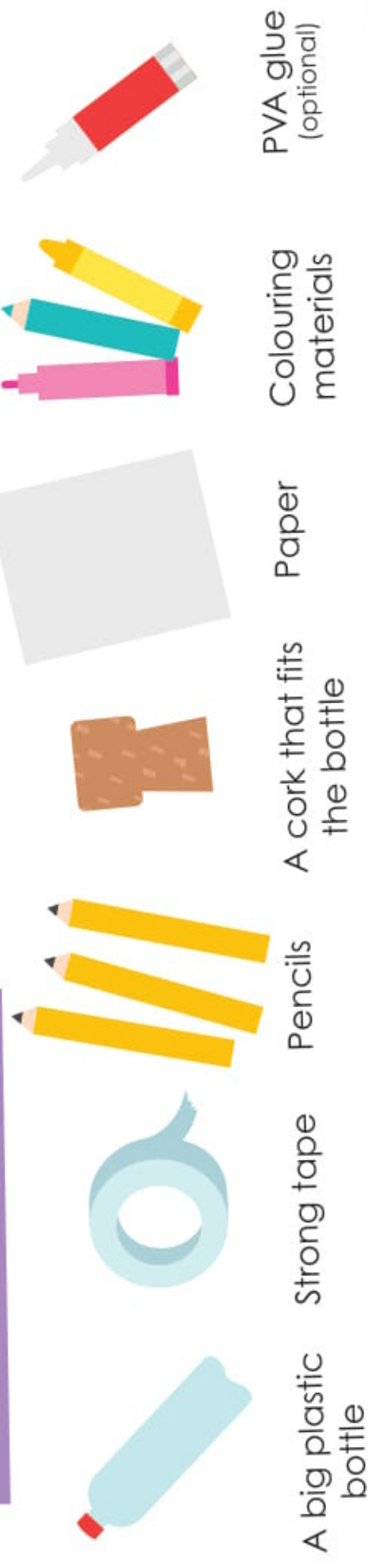
 FIREWORKS COLOURING



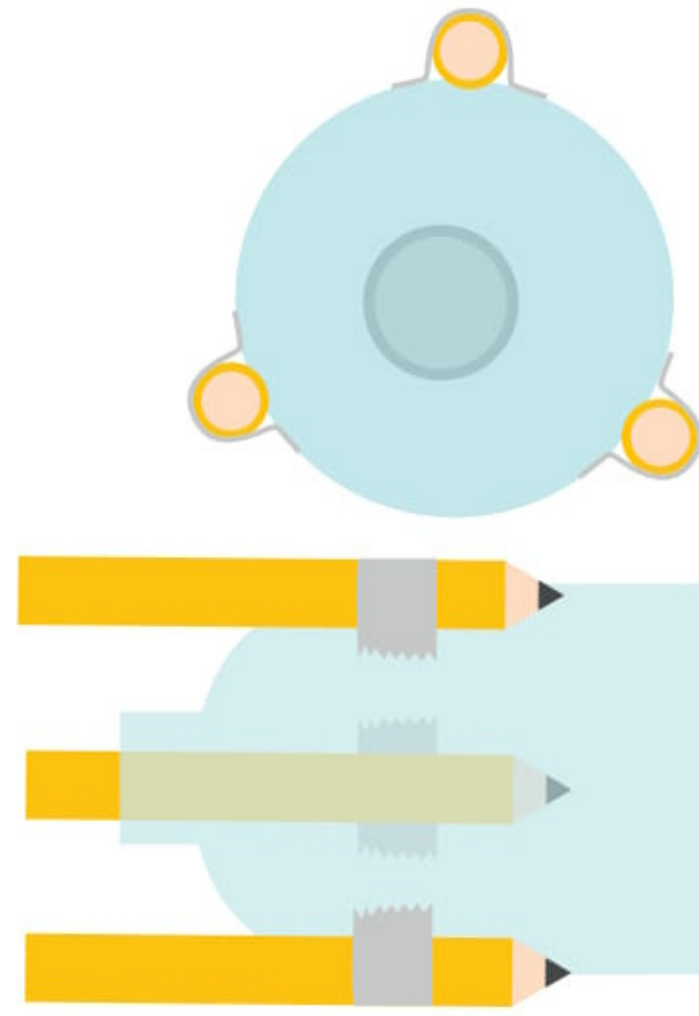
Think like an engineer!

Build a rocket

You will need:

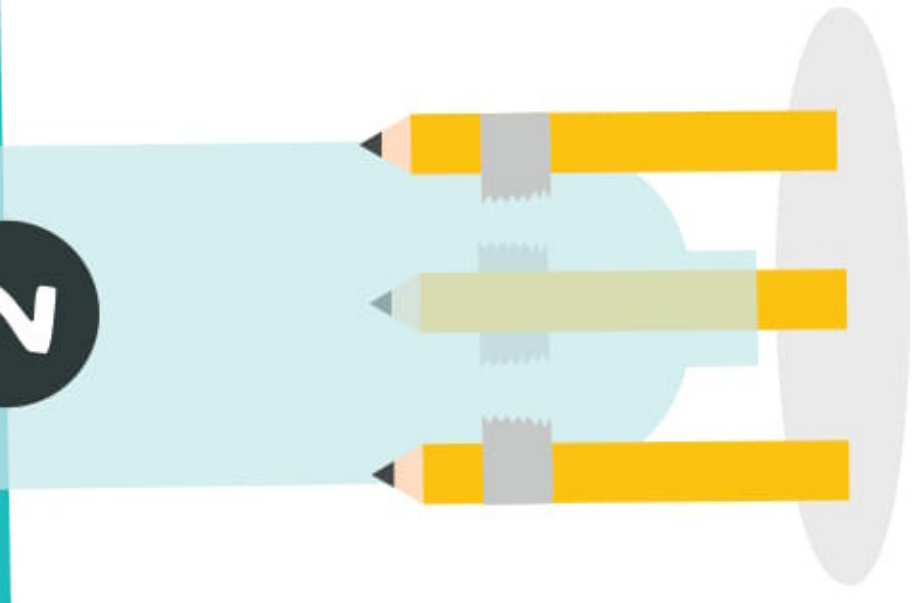


1



Stand your bottle up. Use three pencils to make a base for your rocket. Use tape to hold them in place.

2



Test your rocket. Turn it upside down. Does it stand up straight? If not, go back to **step 1**.

3

Design your rocket

Kit's tips:

Make it light! It won't soar into the sky if your bottle rocket is heavy. Use paper and other light materials.

Has it got...



A nose?



Blasters?



Fins?


A cool name?

APOLLO TOUCAN

DRAW

Design your astronaut suit

Work with Mati to get a space suit ready!



Experiment


Grown-up help required

Rocket

LAUNCHING

Outside only!

You will need:



Your bottle rocket (and a cork that fits)



Kitchen roll



Bicarbonate soda



Vinegar



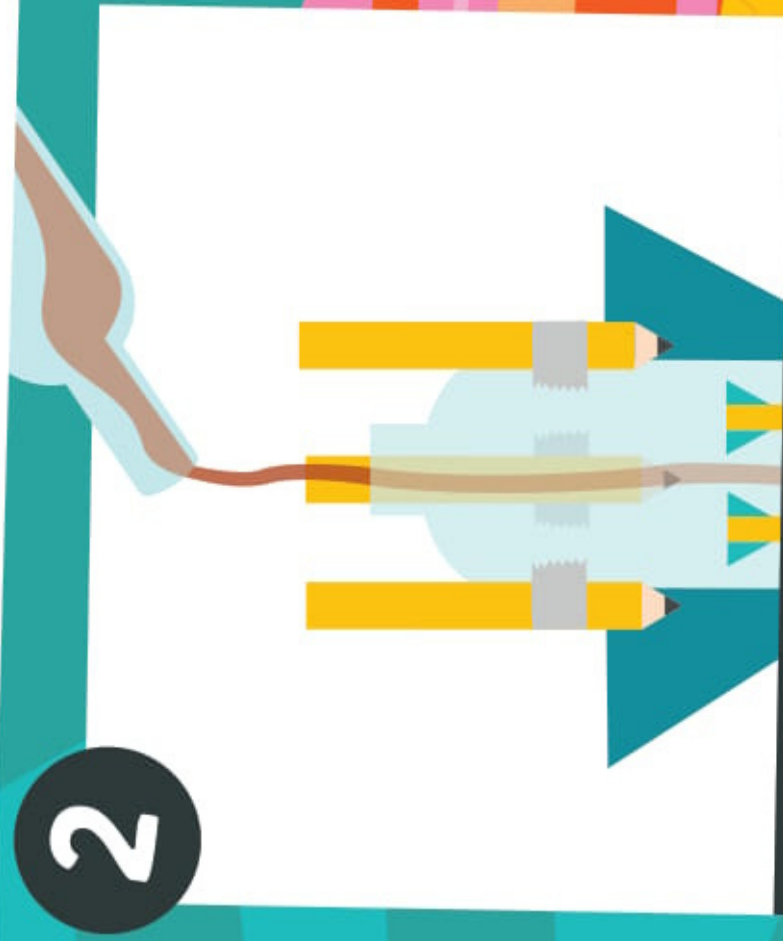
A hard surface (like pavement or a chopping board)

1



Practice putting the cork in the bottle, turning your rocket the right way up, and standing back.

2



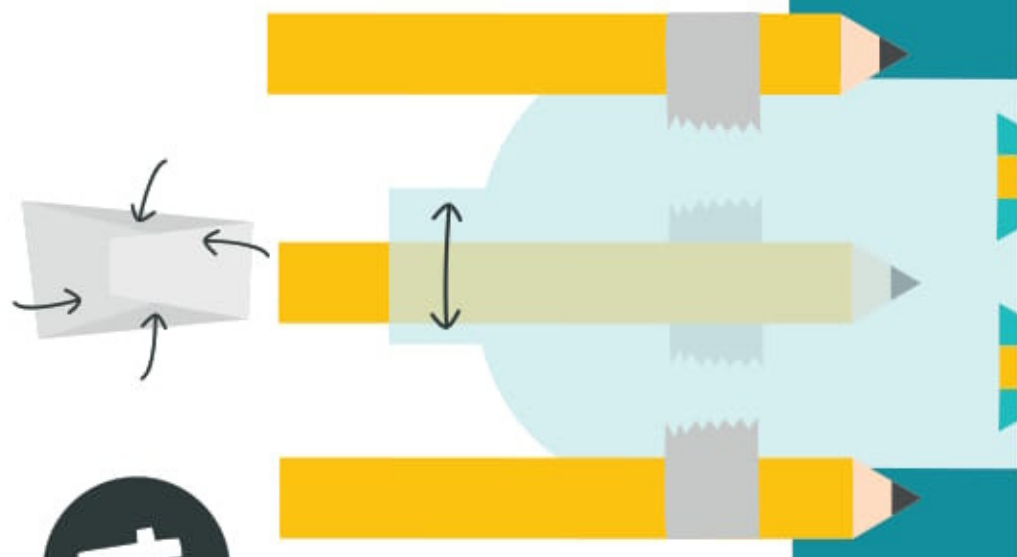
When you're ready, assemble your rocket fuel! Place some vinegar in your rocket. Experiment with how much, but start by filling the bottle by about $\frac{1}{8}$.

3



Pour some bicarbonate soda into the middle of a piece of kitchen roll. Again, you'll want to experiment with how much, but start with about 4 teaspoons.

4



Fold the kitchen roll up so it's slim enough to fit in the bottle.

6



Keep experimenting with different amounts of vinegar and bicarbonate soda.

Smart science:

Can you see the bubbles?

That's carbon dioxide being made after a reaction between the vinegar and bicarbonate soda. The gas fills up the bottle and has nowhere to go. So it pushes the cork out and the rocket goes soaring!

Drop the kitchen roll into the bottle. Place the cork into the bottle (**lightly!**), and stand back. Get ready for

blast off!

EXPERIMENT

Makes
1 serving

Fizzing lemonade

You will need:

- 1 large lemon
- or 2 small lemons
- $\frac{1}{4}$ - $\frac{1}{2}$ teaspoon bicarbonate of soda*
- $\frac{1}{2}$ tablespoon sugar
- $\frac{1}{2}$ cup water
- Ice cubes

- 1 Squeeze squeeze squeeze! Get all of the juice out of the lemon into a glass.

Time to make it fizz! Add $\frac{1}{4}$ teaspoon of bicarbonate of soda. What do you notice? Add the remaining baking soda to see the reaction again.

2



- 3 Add the sugar and

MIX IT IN.

- 4 Add $\frac{1}{2}$ cup of water. Drop in some ice cubes to make the lemonade cold.

Dot's Tip!


If you want to make a LOT of delicious lemonade, take out the bicarb of soda and use fizzy water!



What's happening?

Lemon juice is an acid. Bicarbonate of soda is an alkali.

When you mix the two together, it causes a reaction. The reaction makes carbon dioxide (CO_2), which makes fizzing bubbles.



*Limit children to $\frac{1}{2}$ teaspoon of bicarbonate of soda per day.

The STEAM Team grabbed the binoculars to do some bird watching but... the birds kept flying away.



We need an invention that gets the birds to stay.

MAKE A

BIRD FEEDER

You will need:

-  A paper tube
-  Peanut butter
-  Bird seed
-  String/Ribbon


1

Slather the paper tube in peanut butter.



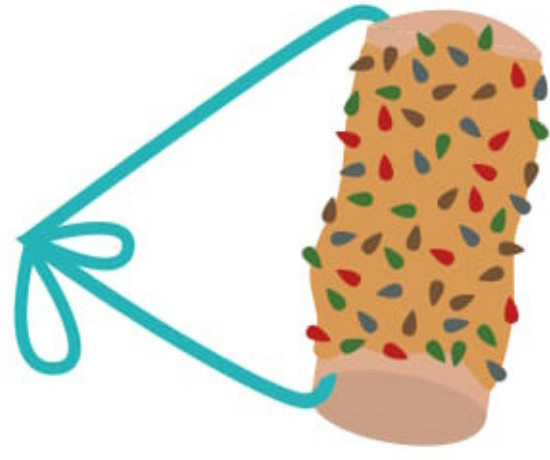
2

Roll the tube in the bird seed so that it sticks to the peanut butter.



3

Leave to set. Then thread the string through the tube and tie in a bow.




4

Hang the bird feeder up on a tree!



The birds flocked to eat from the bird feeder and the STEAM Team watched all the beautiful varieties come and go.

FLOWER COOKIES



CLICK TO DISCOVER THE VIDEO



BIRD SPOTTING

JOURNAL

Use these pages to draw the birds you see visiting your bird feeder.

Make notes of what they look like and when you see them!

Size:
Big / Medium / Small

Colours:

Time seen:

Size:
Big / Medium / Small

Colours:

Time seen:

Size:
Big / Medium / Small

Colours:

Time seen:

Common birds you might see:







Robin



Magpie



Sparrow





SEE YOU NEXT WEEK FOR MORE ACTIVITIES

CHECK OUT OUR BLOG FOR EXTRA FUN

<https://www.toucanbox.com/activities>

DISCOVER OUR BOXES WITH THE CODE :

SCHSUMMER

(50% OFF THE FIRST BOX)

FOLLOW US ON SOCIAL MEDIA

