


toucanBOX[®]

SUMMER ACTIVITY PACK #1



www.toucanbox.c
www.toucanbox.c
www.toucanbox.co





 **FLUORESCENT FLOWERS**


 **CLAWSOME CRABSSANTS**

 **MERMAID SAND**

 **FROZEN YOGURT CUPCAKES**

 **POMPOM SHEEP**

 **COLOUR YOUR POSTCARD**



EXPERIMENT

Fluorescent flowers

Can we make flowers change colour? And what can we learn about how a plant gets its food?

You will need:



White flowers



Food colouring



Jars



Water




Scissors

Step one:



Fill each jar with water. Add about 20 drops of food colouring to each one. Try to use different colours per jar.

Step two:



Trim the stems of your flowers. Try to cut the stems at an angle so they can absorb water more quickly.

Step three:




Place your flowers in a bright place, and start your observations.



Colour in to match your flowers

Time



1 hour



24 hours




36-48 hours



Quick science: Transpiration

To stay alive, flowers need to drink water (just like us!). Over time, flowers transpire, a bit like how we perspire (sweat). Water evaporates from the petals, and flowers need to replace it. So they suck up water through the stem. You can see how quickly they take in water by how quickly your flowers change colour.



- TODAY'S MENU -
CLAWSOME CRABSSANTS

FOR 4 HUNGRY SQUIDS

YOU WILL NEED :

- béchamel sauce
- 4 small slices of ham
- grated cheese
- 4 plain croissants
- pesto sauce
- cherry tomatoes
- ball of mozzarella cheese



1

Ask an adult to preheat the oven to 200 °C (gaz mark 6) and cut the croissants in half lengthwise.



2

Add your filling. For the meat version, spread béchamel sauce inside your croissants, and slip in a small slice of ham, some grated cheese and a few halved cherry tomatoes.



3

For the veggie option, spread pesto inside your croissants and add in some halved cherry tomatoes. Carefully slice a ball of mozzarella cheese and slip in a few slices to make your croissant extra delicious.



4

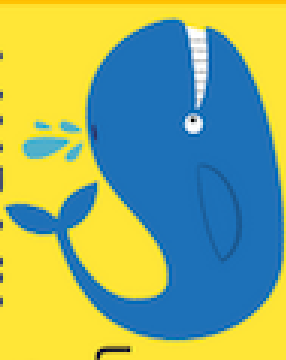
Finally, ask an adult to heat them up in the oven until nice and golden and the cheese all melty.




5

Decorate your clawsome crabssants with halved black olives and cherry tomatoes to create eyes and claws. Serve hot with a delicious salad.


BON APPÉTIT !



MERMAID SAND



CLICK TO PLAY
THE VIDEO!



GET COOKING!

MENU FROZEN YOGURT CUPCAKES

You will need



250g natural yogurt



250g cut fruit




Muffin cases



2 tsp honey

Makes 6-8



2

Spoon the yogurt into a muffin case until it is half full.



4



3

Drop some fruit into each case.



Place in the freezer until the cupcakes have set. Share them around and eat them up!

DID YOU KNOW?

A worker bee will only make $\frac{1}{12}$ of a teaspoon of honey in a lifetime. That's just a drop of honey!



1

Add the yogurt into the bowl. Add the honey and stir to combine.





HOW TO MAKE
A POMPOM
SHEEP

toucanBOX



YOU WILL
NEED

toucanBOX



STEP 1
SLIP A THREAD
BETWEEN YOUR
MIDDLE AND RING
FINGERS

toucanBOX



STEP 2
WRAP SOME WOOL
AROUND YOUR
HAND

toucanBOX



STEP 3
USING THE THREAD
FROM STEP 1, TIE A
KNOT IN THE CENTRE
OF YOUR BALL OF
WOOL

toucanBOX



STEP 4
CUT OUT THE LOOPS
OF YOUR BALL OF
WOOL

toucanBOX




STEP 5
TRIM THE LONG
WOOL STRANDS
OF YOUR
POMPOM


toucanBOX




STEP 6
CUT OUT THE HEAD
OF YOUR SHEEP,
ADD A PAIR OF
EYES AND GLUE IT
TO YOUR POMPOM

toucanBOX









SEE YOU NEXT WEEK FOR MORE ACTIVITIES!

CHECK OUT OUR BLOG FOR EXTRA FUN

<https://www.toucanbox.com/activities>

DISCOVER OUR BOXES WITH THE CODE :

SCHSUMMER

(50% OFF THE FIRST BOX)

FOLLOW US ON SOCIAL MEDIA

