




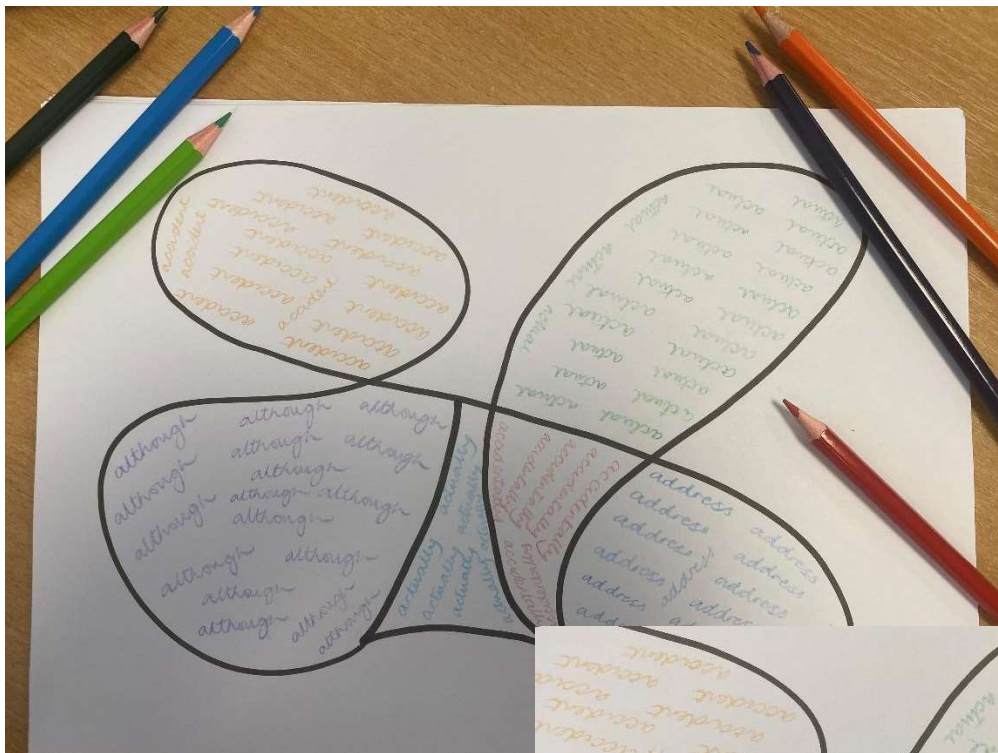
Helping your child with spelling

To support children with their spelling homework, we have created this strategy booklet. The strategies are designed to make the practice of spellings engaging and varied, as well as supporting retention and recall of spelling patterns and sounds.

Strategy One

Squiggle

Draw a squiggle on a page. Use different coloured pens or pencils to write each word several times in a different area of the squiggle.



Strategy Two

Timer

How many times can you write each word (neatly) in 30 seconds/ 1 minute?

Strategy Three

Pyramid

i
i s
i s l
i s l a
i s l a n
i s l a n d

Strategy Four

Fancy letters

Write each of your words using fancy writing. Your letters could be curly or dotty. Be as creative as you like!



Strategy Five

Capital and lower case letters

Write the words in upper case letters and lower case letters.

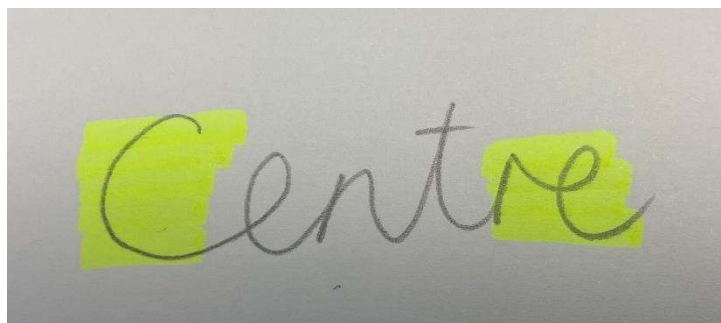
Exercise EXERCISE

Strategy Six

Highlight


What are the tricky parts of the words?

Highlight them by underlining, circling or colouring the letters in.



Strategy Seven

Join the dots



Strategy Eight

Across and down

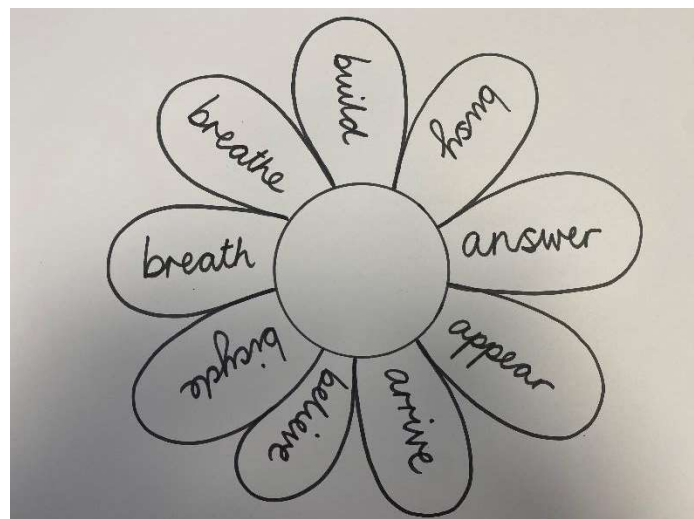
Write your words across and down, sharing the same first letter.

f r u i t
r
u
i
t

Strategy Nine

Spelling flowers

Draw a flower and write a different word inside each petal.



Strategy Ten

Coloured vowels

Choose one or more colours to highlight the vowels in the word.

f a v o u r i t e

Strategy Eleven

Look, Say, Cover, Write, Check

Look at the word, say the word, cover it up, write the word, check.

Strategy Twelve

Write a Story

Write a story using as many of the words from your spelling list as you can. Underline your spelling words.

Strategy Thirteen

Wordsearch

Create a wordsearch containing words from your spelling list.

Strategy Fourteen

Crossword

Make a crossword using words from your list. Make sure you know the word definitions for this.