


























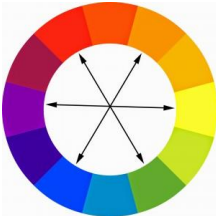
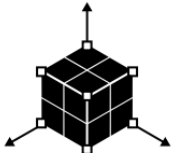



AREA OF LEARNING: Art

Art | 7 Year Overview |

	Autumn Term 1	Autumn Term 2	Spring Term 1	Spring Term 2	Summer Term 1	Summer Term 2
EYFS	<p>Wonderful Me</p>  <ul style="list-style-type: none"> * Self-portraits * My home * Little Red Hen creations * Halloween * Leaf rubbing * Colour * Playdough * Jackson Pollock 	<p>Space</p>  <ul style="list-style-type: none"> * Bonfire Night * Winter * Planets and space * Marbelling art * Christmas cards * Colour mixing 	<p>Fairy tales</p>  <ul style="list-style-type: none"> * Fairytale illustrations * Valentine art work * Kadinsky (2D shapes) * Powder paint for colour mixing * Plasticine * Junk modelling 	<p>Dinosaurs</p>  <ul style="list-style-type: none"> * Constructing dinosaurs * Fossils * Brusho artwork * Introduce powder paint * Plasticine * Junk modelling * Powder paint 	<p>At the bottom of the garden</p>  <ul style="list-style-type: none"> * Minibeasts * Book illustrations * Gardens * Using recycled materials * Introduce clay 	<p>The Ocean</p>  <ul style="list-style-type: none"> * Ocean animals * Pirate ships * Henri-Edmond Cross
Year 1	<p>The Colour Theory Primary Colours/Pop Art</p> <ul style="list-style-type: none"> * Introducing the Primary colours * Artists - Piet Mondrian 	<p>The Colour Theory Primary Colours</p> <ul style="list-style-type: none"> * Recap the Primary colours * Artist - Henri Matisse 	<p>7 elements Drawing Techniques</p> <ul style="list-style-type: none"> * Mark making * Focus on colour, line and shape * Artist - Diane Bleck 	<p>7 elements Drawing Techniques Landscape Art</p> <ul style="list-style-type: none"> * Introduction to 7 elements * Landscape art * Artist - Claude Monet 	<p>Art Media Junk Modelling</p> <ul style="list-style-type: none"> * Junk modelling based on transport * Artist - Derek Gores and Jean Shin 	<p>Art Media Surrealism - Tie Dye</p> <ul style="list-style-type: none"> * Surrealism * Create tie dye using pattern * Artist - Joan Miro 

<p>Year 2</p>	<p>The Colour Theory Secondary Colours *Recap primary colours *Introduce the secondary colours *Artist - Sonia Delaunay</p> 	<p>The Colour Theory Drawing Techniques Still-life artwork * Recreate artwork using things we have collected from gardens * Artists - Paul Cezanne and a range of still-life artists *Learn how to sketch and shade</p> 	<p>7 elements Drawing Techniques Sculpture * Introduce to the 7 elements *Focus on form *Recap colour, line and shape * Create clay sculptures based on Bog Baby * Artist - Gwen Millward</p> 	<p>The Colour Theory Nature Sculptures *Focus on the primary colours *Artist - Andy Goldsworthy</p> 	<p>Art Media Mixed media artwork *Explore different types of collages *Create a collage based on what you love * Artist - Chila Kumari Singh Burman</p> 	<p>Art Media Junk Modelling * Junk modelling based on Rosie Revere story * Artist - David Roberts</p> 
<p>Year 3</p>	<p>The Colour Theory Primary, Secondary and Tertiary Colours The colour wheel - mixing the 12 hues Artist - Sol Le Witt</p> 	<p>7 elements of art Drawing Techniques: Value and line /mark making Artist- Romero Britto</p> 	<p>Art Media: Printing Artist: Gustav Klint</p> 			

<p>Year 4</p>	<p>The Colour Theory Intro- Warm vs Cool Colours Artist - Jean Dubuffet</p> 	<p>7 elements of art Drawing Technique: Optical Art Artist - Bridget Riley and Victor Vasarely</p> 	<p>Art Media: Weaving Artist - Katrina Sanchez</p> 
<p>Year 5</p>	<p>The Colour Theory, recap previous years Intro- Monochromatic colours Artist - Jim Dine</p> 	<p>7 elements of art Drawing Technique: Still life Artist - Still Life artist of pupil's choice</p> 	<p>Art Media: Batik Artist - N/A</p> 
<p>Year 6</p>	<p>The Colour Theory, recap previous years Intro- Complementary Colours Artist - Jen Stark</p> 	<p>7 elements of art Drawing Technique: 3-D Art Artist - Manfred Stader, Kurt Wenner and Edgar Mueller</p> 	<p>Art Media: Sculpture using clay Artist - Jeff Koons</p> 

EYFS

All art is evidenced in Learning Journals. The children independently choose appropriate resources throughout the day. These resources include: paint, crayons, pastels and different types of paper such as: tissue paper and card.

Key Stage 1

An art journal is kept by each pupil in KS1 as a visual, and sometimes verbal record of their thoughts, ideas and research.

Art journals generally combine visual journaling and writing, to create finished pages. A variety of imaginable style, media and technique is used to help them in their work.

Art is taught weekly in KS1.

Key Stage 2

Research: "The Great "or Modern Artists documented in the Art Journals

An art journal, is kept by each pupil in KS2 as a visual, and sometimes verbal record of their thoughts, ideas and research.

Art journals generally combine visual journaling and writing, to create finished pages. A variety of imaginable style, media and technique is used to help them in their work.

In Key Stage 2, there are 2 Art groups who alternate each half term. Repeating the main teaching lessons but showing different outcomes, projects.