




## Year 5 SPACE: Earth and Beyond Half Term Enrichment Activities

You may want to complete one of two enrichment activities to support your learning. This should be completed before the end of term and we will celebrate the work in class in a 'Show and Tell' style. House points will be awarded.

<p>You are going on a spaceship and can only take 10 things with you. What will you take? Draw them in a suitcase and write why you would take the.</p>	<p>You are going to meet some aliens on another planet. What 10 things would you take as presents for them? Draw them in a gift box and label why you would take these things</p>	<p>Write newspaper report about the first moon landing.</p> 
<p>Create a new mnemonic that will help others in the class remember the names of the planets and their order from the sun. Present this in a memorable way.</p>	<p>Bake your own space themed cookies or biscuits. They could be star, rocket or planet shaped. They could even include space rocks such as popping candy! Write up the recipe. Feel free to share your biscuits with your teacher!!</p>	<p>Make an orrery (model of the solar system) to show the different planets and their orbits</p>
<p>Create your own space themed top trumps cards. eg. Planets, Space Rockets, etc Make your sure you get lots of numerical facts in them</p>	<p>Keep a sky at night journal for a whole fortnight. Write about everything you can see in the sky. You could draw a picture of the moon every night. Does it change over the course of the week?</p>	<p>What countries have sent up Space Missions (manned or un-manned). Make the on a map with details of the missions.</p> 
<p>Work out the distance of each planet from the sun. Give your answers in miles and kilometres.</p> 	<p>Make a space mobile that you could hang in the classroom.</p>	<p>Create a timeline to show the history of space travel.</p>