









Year 3 Early Humans Enrichment Activities (optional)

If you would like to choose activities from this menu, this work will be celebrated in a 'Show and Tell' style throughout the term.

<p>Create a stone age crossword puzzle.</p> 	 <p>Create your own Iron Age village via a drawing or a model.</p> <p>Write a description to explain what activities the villagers undertook, what specialist skills did they have.</p>	<p>Create an acrostic poem about one of the periods. For example,</p> <p style="text-align: center;">S T O N E A G E</p>	<p>Create types of paint by crushing berries, grass, leaves and other natural materials. Use the paint to make a picture.</p> 
<p>Find a pre-historic recipe to share with the class.</p> <p>Make it and take photos the talk to the class about it.</p> 	<p>Create a poster or booklet about an aspect of pre-historic Britain that interest you. Either about life in one of the periods or about one aspect across the periods e.g. food, homes, weapons, religion. This may be on paper or even as a powerpoint.</p>	<p>Recreate Stonehenge. Feel free to be creative with your materials.</p> 	<p>Draw a picture or create a model of what your cave would look like if you lived in the Stone Age.</p> 
 <p>Create your own pre-historic top trumps card to show the differences between tools and weapons used in the different pre-historic periods .</p> <p>Make your sure you make the benefits and weakness of the different tools and weapons stand out.</p>	<p>Create a cartoon strip about the life of a child in one of the periods we are studying.</p>	<p>Create a fact booklet or poster about animals that lived in one of the periods.</p> 	<p>Create a game or quiz about one of the periods you have learnt about.</p>